



LENORA INSTITUTE OF DENTAL SCIENCES
(Recognised by GOI/ Dental Council of India & Affiliated to Dr. NTR UHS-BZA)
Accredited with NAAC "A" Grade

NH-16, Rajanagaram, Rajahmundry, East Godavari (Dt.), AP, India.
Web: www.lids.ac.in, E-Mail: lidsrajahmundry@gmail.com, PH:0883-2484492.Fax: 0883 2484493

PROGRAM SPECIFIC LEARNING OUTCOMES

PROGRAM OUTCOMES OF BACHELOR OF DENTAL SURGERY COURSE (BDS)

Graduate Attributes

During their training in institutions, dental graduates should acquire the necessary knowledge, skills, and attitudes for performing all activities related to general dental practice, including the prevention, diagnosis, and treatment of anomalies and diseases of the teeth, mouth, jaws, and associated tissues. The graduate should also be familiar with community oral health education and be able to engage in the country's rural health care programs.

Learning outcomes of the BDS course:

a. Knowledge and understanding


During the training time, the graduate should learn the following skills.

1. Adequate knowledge of the scientific foundations on which dentistry is founded, as well as a good comprehension of various relevant scientific methodologies, principles of biological processes, and the ability to evaluate and analysis known facts and data scientifically.
2. Adequate understanding of the development, structure, and function of the teeth, mouth, and jaws, as well as accompanying tissues, in both health and disease, and their relationship to and effect on general health, as well as the patient's physical and social well-being.
3. Appropriate understanding of clinical disciplines and procedures that create a unified picture of abnormalities, lesions, and diseases of the teeth, mouth, and jaws, as well as preventative, diagnostic, and therapeutic aspects of dentistry.
4. Adequate clinical experience is needed for conducting the best outcome of the General Dental Practice.
5. Appropriate understanding of biological function and behavior in healthy and sick people, as well as the impact of the natural and social environment on health in relation to dentistry.

b. Skills

The following skills are required for practicing dentistry and should be demonstrated by a graduate.

1. Able to diagnose and treat a variety of common dental problems encountered in general dental practice, while keeping in mind society's expectations and right to the best treatment available whenever possible.


PRINCIPAL
Lenora Institute of Dental Sciences
RAJANAGARAM

2. Develop the ability to avoid and manage issues that may arise during the execution of the task.
3. Have the capacity to perform appropriate investigative procedures and evaluate test results.
4. Wherever feasible, promote oral health and aid in the prevention of oral diseases.
5. Skilled at managing pain and anxiety throughout dental procedures.

c. Attitudes

During the training phase, a graduate should develop the following mindsets.

1. Willing to put current dental knowledge to good use for the benefit of patients and the community.
2. Uphold a high level of professional ethics and conduct in all parts of your professional life.

2.6.1 PROGRAM OUTCOMES OF MASTER OF DENTAL SURGERY COURSE (MDS) & PG DIPLOMA

The goal is to prepare a candidate for a career in teaching, research, or specialty practice by ensuring improved competency in both general and specific areas of interest. A candidate must demonstrate a high level of clinical skill in the subject area and gain expertise in research and methodology as it relates to the discipline.

By the end of the course, the candidate should have accomplished the above goals.

The following are some of the objectives:

1. Knowledge (Cognitive domain)
2. Expertise (Psycho motor domain)
3. Moral ideals, ethical behavior, and communication skills

Knowledge:

1. Demonstrate knowledge of fundamental sciences related to the specialization.
2. Describe the etiology, pathophysiology, principles of diagnosis, and therapy of common issues in adults and children within the specialty.
3. Identify and account for social, economic, environmental, and emotional aspects in a given situation while planning therapy.
4. Recognize conditions that are maybe outside of the area of each specialty expertise and report them to an appropriate professional.
5. Maintain current knowledge through self-study and attendance at relevant courses, conferences, seminars and CDE programs.
6. Conduct audits, employ information technology, and conduct clinical and non-clinical research with the goal of publishing or presenting the findings at various seminars or professional conferences.

Skills:

1. Take a thorough clinical history, examine the patient, execute necessary diagnostic procedures, and order and interpret relevant tests to arrive at a plausible diagnosis.
2. Acquire the necessary abilities and knowledge to perform the numerous procedures required in the specialty.

Human values, ethical practice and communication abilities:

1. Each student apply ethical ideals to every part of their work.
2. Honesty and integrity in the workplace are to be cultivated.

3. Patient treatment must be provided regardless of the patient's social class, caste, creed, or religion.
4. Improve communication skills, particularly the ability to explain various management alternatives and acquire truly informed consent from patients.
5. Lead by example and get the most out of his staff in a pleasant working environment.
6. When conducting human or animal research, maintain high moral and ethical standards.
7. Be modest and recognize his knowledge and skill limitations, as well as asking for aid from others.
8. Respect the rights and privileges of patients, including the right to information and the right to seek a second opinion.

PROGRAM SPECIFIC OUTCOMES


The institute has clearly defined the learning objectives of each program it offers and ensures that the program's objectives are met.

ASSESSMENT PROCESSES:

1. The clinical/practical examination should contain a variety of procedures that allow the candidate to demonstrate their abilities. This can involve things like clinical treatments, laboratory tests, and spotters, among other things. The evaluation process must be objective and well-structured.
2. Credit for the candidate's records should be granted based on the scores attained in the record.
3. Viva voce is a great style of assessment because it allows for a wide range of topics to be covered and can test a student's problem-solving ability. A viva voce interview can also be used to assess the affective domain.
4. Group Discussions and end posting viva along with written examinations.

ASSESSMENT PROCESSES FOR POST GRADUATES:

1. Postgraduate students will be involved in regular discussions.
2. Journal review meetings and seminars will be organized. All trainees, associates, and employees affiliated with the post-graduate program are expected to take an active role in the program and input pertinent information in the logbook. A model check list for evaluating presentation can be done.
3. Each trainee is required to work in clinics on a regular basis in order to get necessary professional skills and expertise in managing a variety of cases.
4. All trainees will be encouraged to participate in undergraduate teaching programs, whether through lectures or small group discussions. To be followed is a model check list for evaluating instruction.
5. During the training period, trainees will be encouraged to attend conferences, workshops, and advanced courses, as well as to present at least two scientific papers and two posters at state and national level specialty and allied conferences / conventions.
6. The trainees must write a dissertation based on their clinical or experimental work, as well as any other study they completed under the guidance of the guide. To be followed is a model check list for evaluating dissertation presentation and continual evaluation of dissertation work by the guide / co-guide.


PRINCIPAL
Lenora Institute of Dental Sciences
RAJANAGARAM

COURSE OUTCOMES

ORAL MEDICINE AND RADIOLOGY:

1. Capable of recognizing precancerous and cancerous tumors of the oral cavity and referring them to the appropriate specialty for treatment.
2. Should have a good understanding of common laboratory tests and procedures and interpretation of their findings.
3. Should be well-versed in the medical difficulties that may emerge while on the job when treating individuals who are systemically ill and obtaining prior permission from the patient.
4. Have a thorough understanding of the dangers of radiation on one's health, as well as radiation safety and protection.
5. Competent in taking intra-oral radiographs and interpreting the results.
6. Become well-versed in a variety of extra-oral radiography treatments, as well as TMJ radiography and sialography.

PAEDIATRIC & PREVENTIVE DENTISTRY:

1. Able to advise and coach the guardian/parents on a variety of treatment options, including several aspects of preventative dentistry
2. Able to diagnose and treat dental disorders in children
3. Ability to successfully and efficiently handle physically and cognitively challenged/disabled children, based on individual requirements and conditions.

ORTHODONTICS & DENTOFACIAL ORTHOPAEDICS:


1. Understand the normal development and growth of the facial skeleton and teeth.
2. Identify and treat any abnormalities in the dental and skeletal growth processes.
3. Identify the various types of malocclusions.
4. able to inspire and explain the importance of treatment to the patient and parent/guardian.
5. Preventive orthodontics should be planned and implemented.
6. Plan and carry out orthodontic treatment for children and adults.
7. Using removable appliances, address simple malocclusions such as anterior spacing.

PERIODONTOLOGY:

1. Diagnose the periodontal issue of the patient, design and implement suitable periodontal treatment, and educate and motivate the patient about the treatment.
2. Competent in oral prophylaxis, subgingival scaling, root planning, and other procedures.
3. Periodontal surgery is a type of surgery that is used to treat gum disease.
4. Give detailed post-treatment instructions and conduct regular recall and evaluations.
5. Having a basic understanding of osseointegration and the surgical elements of implantology.

PROSTHODONTICS AND CROWN & BRIDGE:

1. Able to understand and use a variety of dental materials.
2. Competent in the treatment of traditional complete and partial removable dentures, fixed partial dentures as well as the fabrication of maxillofacial prosthesis along with implants.
3. Able to perform basic prosthodontic procedures.


PRINCIPAL
Lenora Institute of Dental Sciences
RAJANAGARAM

4. Understanding of osseointegration and the importance of implant-supported prosthodontic procedures.

CONSERVATIVE DENTISTRY AND ENDODONTICS:


1. Capable of diagnosing various types of caries lesions.
2. Competent in the treatment of all Classes of carious lesions, as well as their restorations.
3. Able to detect and treat pulpal affected teeth (pulp capping treatments) able to do RCT for anterior teeth capable of performing tiny composite restorations
4. Become familiar with the fundamentals of cosmetic dental procedures.

PUBLIC HEALTH DENTISTRY:

1. Apply health promotion and illness prevention principles.
2. Have understanding of how health care is organized and delivered in the community and in hospitals.
3. Have a good understanding of the prevalence of common dental problems in India.
4. Have a working knowledge of community-based prevention strategies.
5. Have an understanding of the social, cultural, and environmental elements that influence health and sickness.
6. Educate patients on proper oral hygiene, topical fluoride therapy, and fissure scaling.
7. Educate patients on the causes of oral disease and how to prevent it, and encourage them to take charge of their oral health.

ORAL PATHOLOGY:

1. To have a thorough understanding of tooth development, physiology, the temporomandibular joint, and occlusion, as well as the detailed morphology of deciduous and permanent teeth.
2. To be well-versed in the aetiology, pathogenesis, histopathology, laboratory tests, diagnosis and treatment of diseases.
3. Essential understanding of personal hygiene and laboratory waste disposal.


PRINCIPAL
Lenora Institute of Dental Sciences
RAJANAGARAM