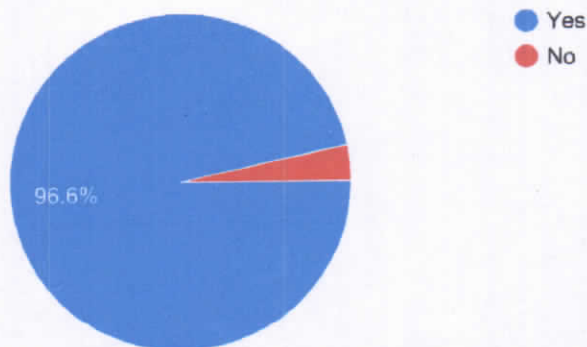


National Assessment and Accreditation Council (NAAC) Student Satisfaction Survey Key Indicator - 2.7.1 Under Criterion II of Teaching – Learning and Evaluation

124 responses

A) Please confirm this is the first and only time you answer this survey.

118 responses



B) Age

120 responses

Dr. V. Sathyanarayana

[Signature]
PRINCIPAL
Lenora Institute of Dental Sciences
RAJANAGARAM

C) College Name

114 responses

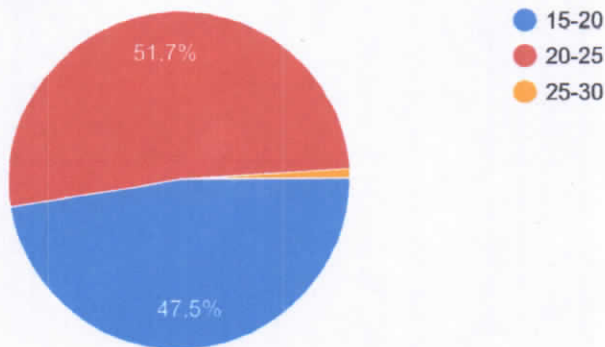
Lenora
institute of dental sciences

Lenora
institute of dental sciences

lenora
institute of dental sciences

KLR's
Lenora institute of dental sciences

KLR's
Lenora Institute of Dental Sciences



INSTITUTE OF DENTAL SCIENCES

KLR
Lenora institute of dental sciences

M Sathyanaarayana

[Signature]

PRINCIPAL

Lenora Institute of Dental S
RAJANAGARAM

Klr
lenora institue of dental sciences

Klr
Lenora institute of dental sciences

KLR
Lenora institute of dental sciences

Klr's
Lenora institute of dental sciences

Lenora
Institute of dental sciences

Lenora
institute of dental science

Klr
lenora institute of dental sciences

KLR's
LENORA INSTITUTE OF DENTAL Sciences

Klr's
lenora institute of dental sciences

Lenora
college Bds rajahmundry

Klr
Lenora dental college

Klr
lenora dental college

KLR's


Klr's
Lenora dental college

Klr's
Lenora institute of dental sciences

KLR
LENORA INSTITUTE OF DENTAL SCIENCES

KLR's
Lenora institute of dental sciences.

Lenora
Institute of Dental Sciences.


PRINCIPAL
Lenora Institute of Dental Sciences
RAJANAGARAM

Dr. Sathyanaarayana

KLR'S
LIDS

Lenora
institute of dental science

Lenora
institute of dental sciences ,rajahmundry

Klr's Lenora institute of dental sciences

Klr's
Lenora institute of dental sciences

KLR
Lenora dental college

KLRS
LIDS

Lenora
Institute of Dental Science

Klr's
lenora institute of dental sciences

KLR's
Lenora Institute of Dental Sciences

Lenora
institute of dental sciences

KLR'S
LENORA INSTITUTE OF DENTAL SCIENCE

Lenora


Lenora
dental college

Klr's
Lenora institution of dental sciences

Klrs
Lenora institute of dental sciences

KLR's
lenora institute of dental science

KLR
Lenora Institute of Dental Sciences


PRINCIPAL
Lenora Institute of Dental Sciences
RAJANAGARAM



KLR
lenora institute of dental science

Klr
lenora institute of dental sciences

KLRsLenora
institute of dental sciences

KLR's
Lenora Institute Of Dental Sciences

KLR'S
Lenora institute of dental sciences

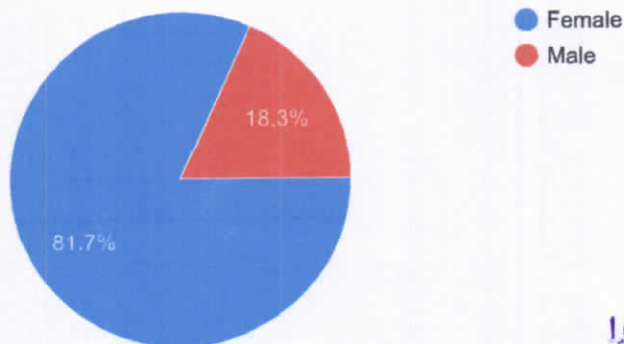
Lenora
institute of dental science's

KLR'S
LENORA INSTITUTE OF DENTAL SCIENCES

KLR
Lenora Institute of Dental Sciences

D)Gender

120 responses

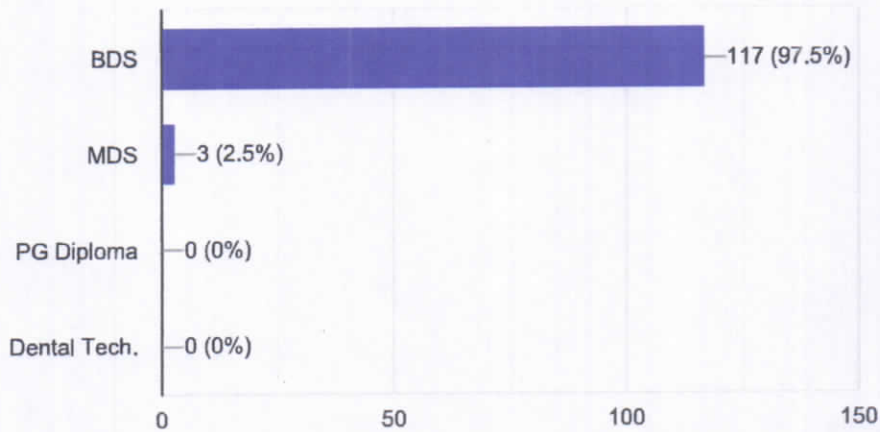


[Signature]
PRINCIPAL
Lenora Institute of Dental Sciences
RAJANAGARAM

[Signature]
Dr. Satyanarayana

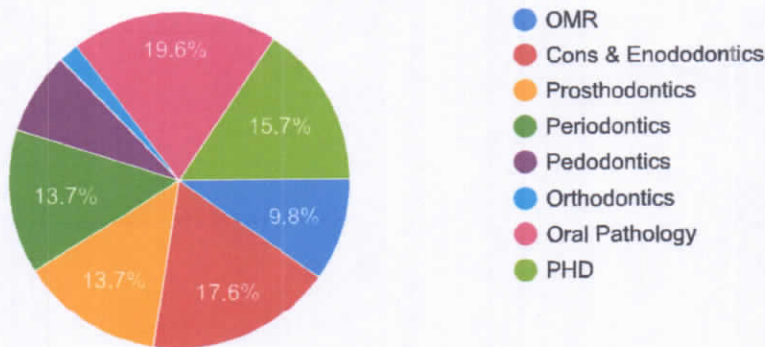
E) What Degree Program Are You Pursuing Now

120 responses



F) What subject area are you currently pursuing?

51 responses



[Signature]
PRINCIPAL
Lenora Institute of Dental Sciences
RAJANAGARAM

Instructions to fill the questionnaire • All questions should be compulsorily attempted. • Each question has five responses, choose the most appropriate one. • The response to the qualitative question no.

[Signature]
Dr. Satyanarayana

21 is student's opportunity to give suggestions or improvements; she/he can also mention weaknesses of the institute here. (Kindly restrict your response to teaching learning process only)

20 responses

Ok

Yes

Teaching is good

All questions should be compulsorily attempted.

Good college

Goid

Improve more

Insufficient laboratory equipment


Fair

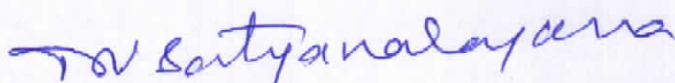
Every thing was excellent

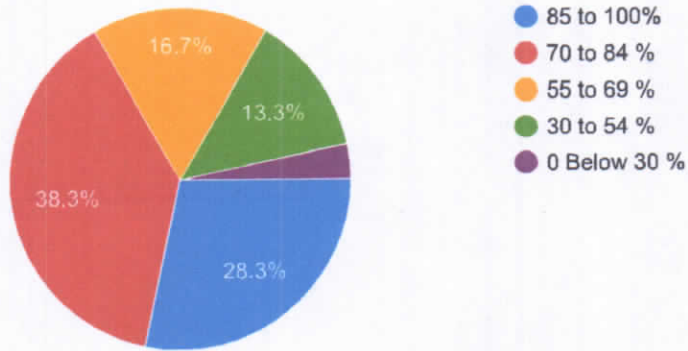
Criterion II – Teaching–Learning and Evaluation Student Satisfaction Survey on Teaching Learning Process

1. How much of the syllabus was covered in the class?

120 responses

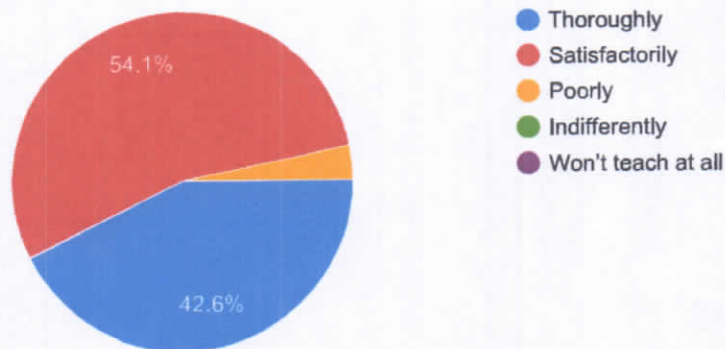

PRINCIPAL
Lendra Institute of Dental Sciences
RAJANAGARAM


TV Sathyamalaya



2. How well did the teachers prepare for the classes?

122 responses



3. How well were the teachers able to communicate?

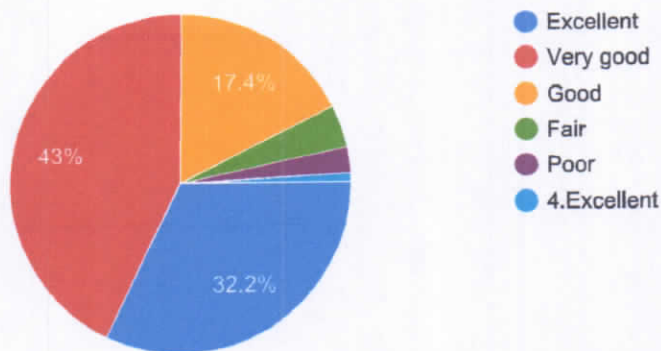
122 responses

[Signature]
PRINCIPAL
 Lenora Institute of Dental Sciences
 RAJANAGARAM

[Signature]
 Dr. Satyanarayana

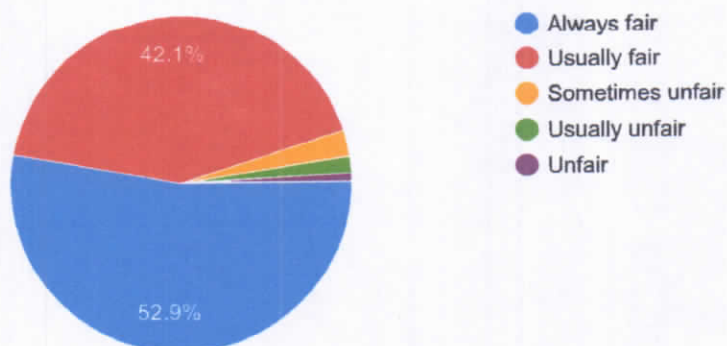
4. The teacher's approach to teaching can best be described as

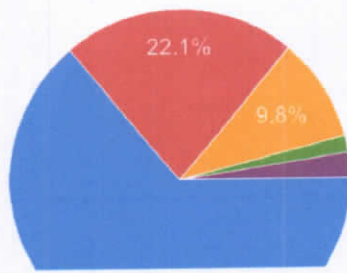
121 responses



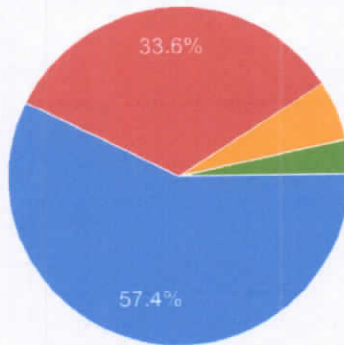
5. Fairness of the internal evaluation process by the teachers.

121 responses





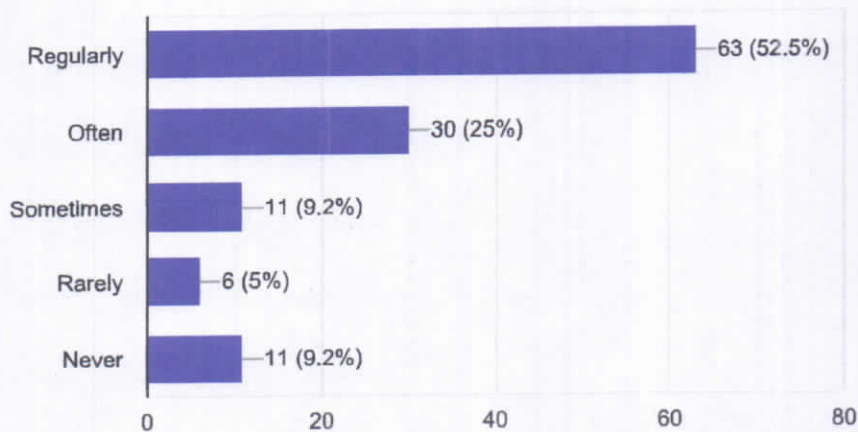
- Always effective
- Sometimes effective
- Just satisfactorily
- Generally ineffective
- Very poor communication



- Every time
- Usually
- Occasionally/Sometimes
- Rarely
- Never

7. The institute takes active interest in promoting internship, student exchange, field visit opportunities for students.

120 responses

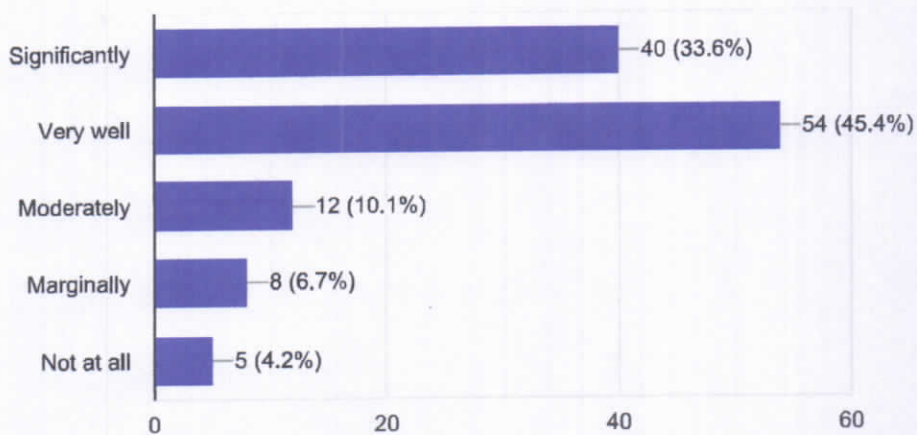


[Signature]
PRINCIPAL
 Lenora Institute of Dental Sciences
 RAJANAGARAM

[Signature]
 M Saityanarayana

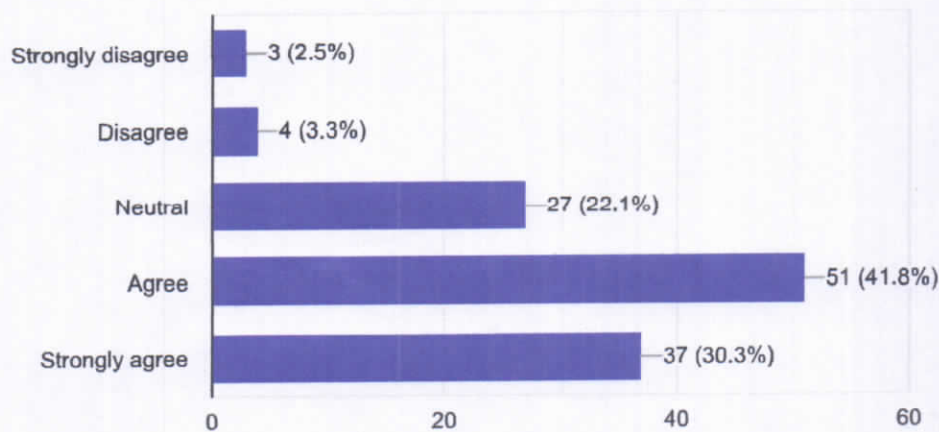
8. The teaching and mentoring process in your institution facilitates you in cognitive, social and emotional growth.

119 responses



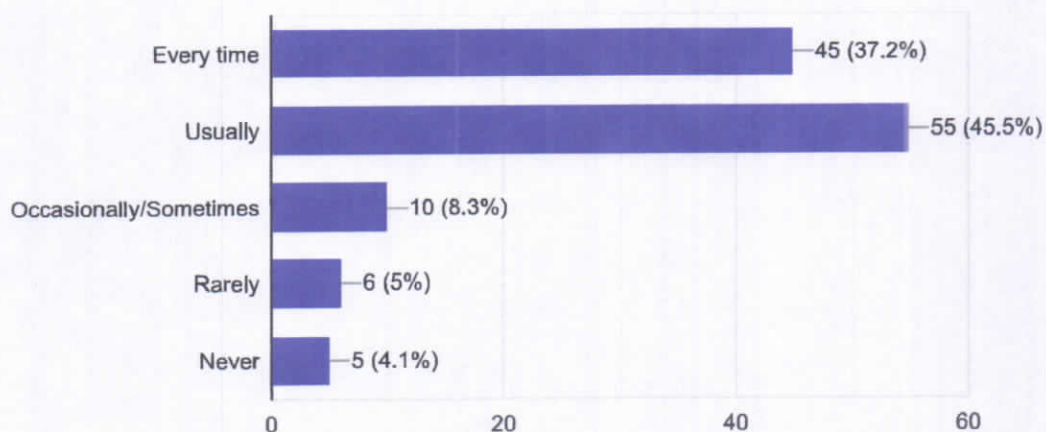
9. The institution provides multiple opportunities to learn and grow.

122 responses



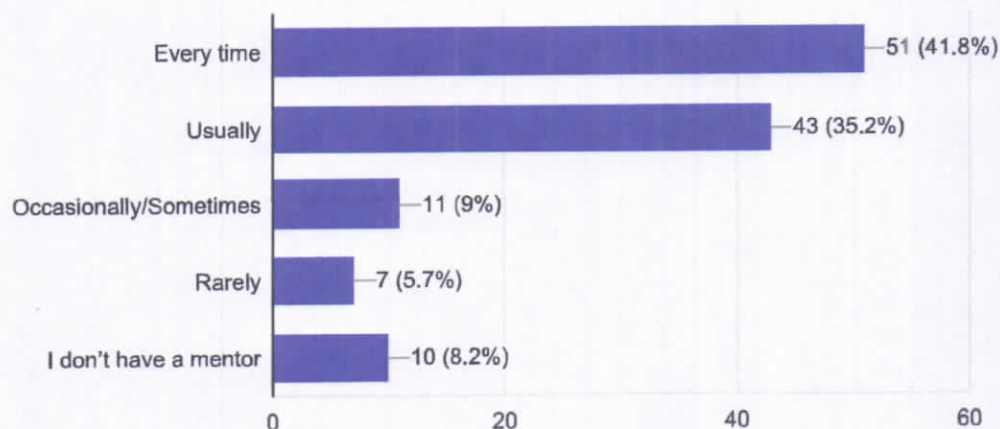
10. Teachers inform you about your expected competencies, course outcomes and programme outcomes.

121 responses



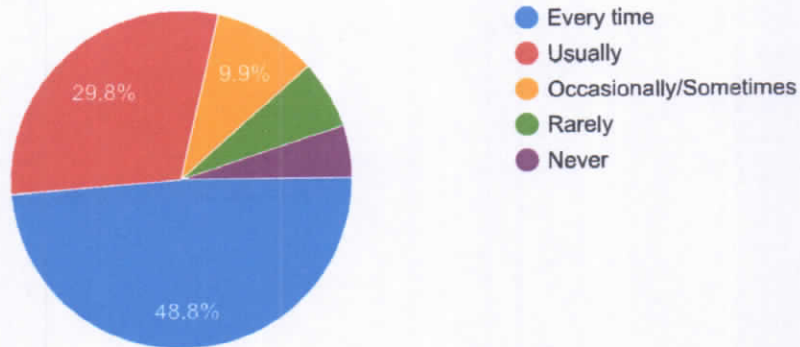
11. Your mentor does a necessary follow-up with an assigned task to you.

122 responses



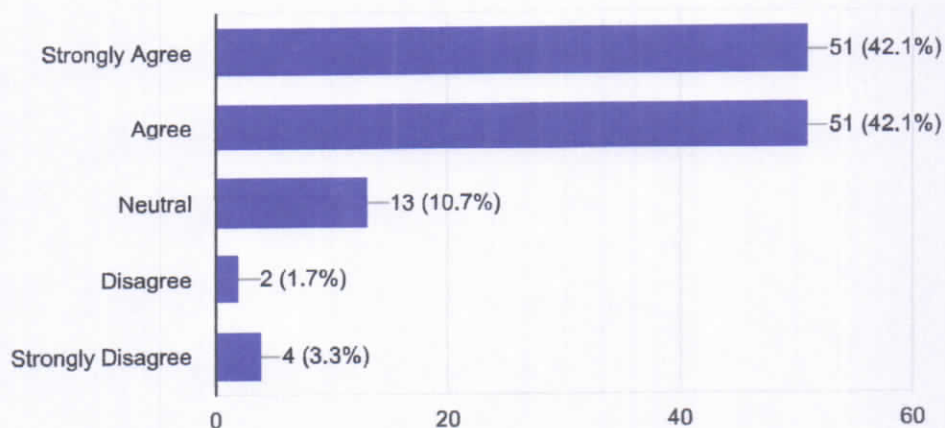
14. Teachers are able to identify your weaknesses and help you to overcome them.

121 responses



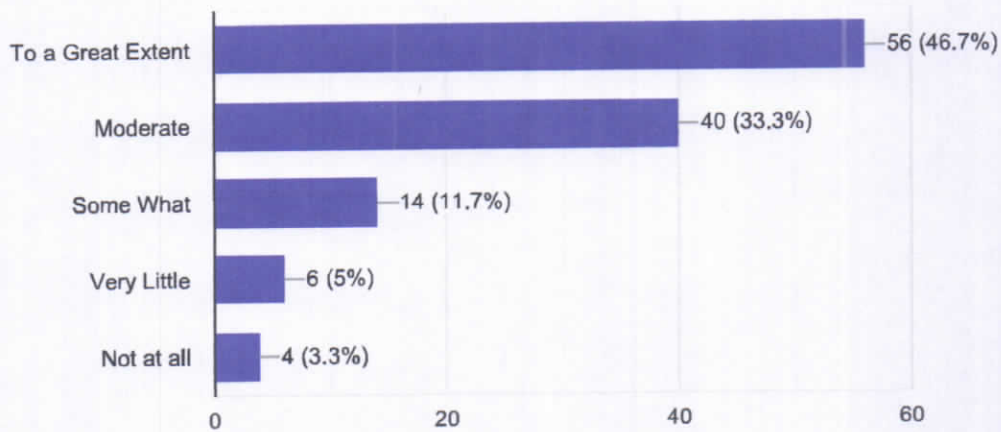
15. The institution makes effort to engage students in the monitoring, review and continuous quality improvement of the teaching learning process.

121 responses



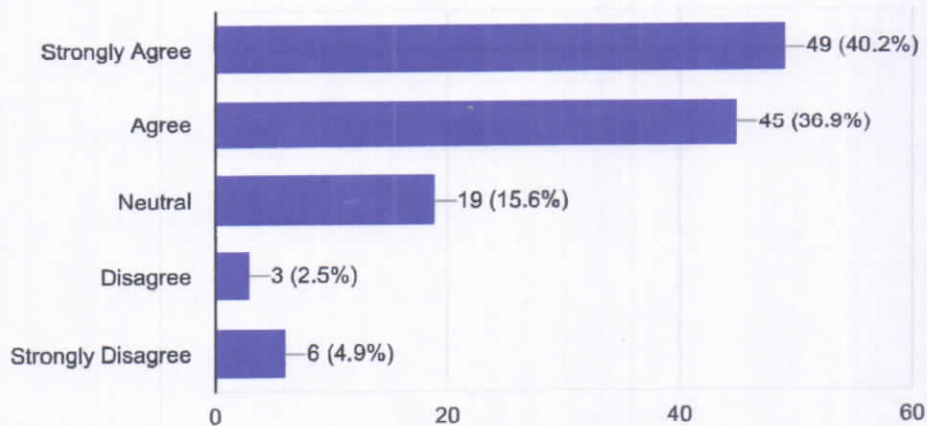
16. The institute/ teachers use student centric methods, such as experiential learning, participative learning and problem solving methodologies for enhancing learning experiences.

120 responses



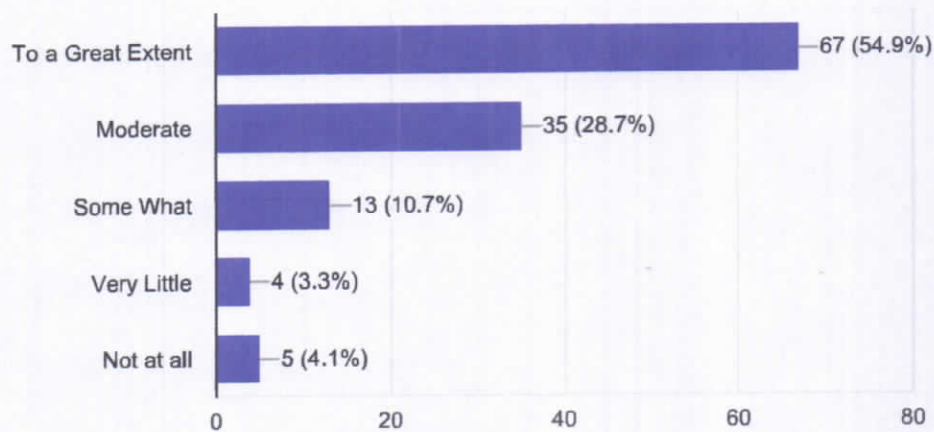
17. Teachers encourage you to participate in extracurricular activities.

122 responses



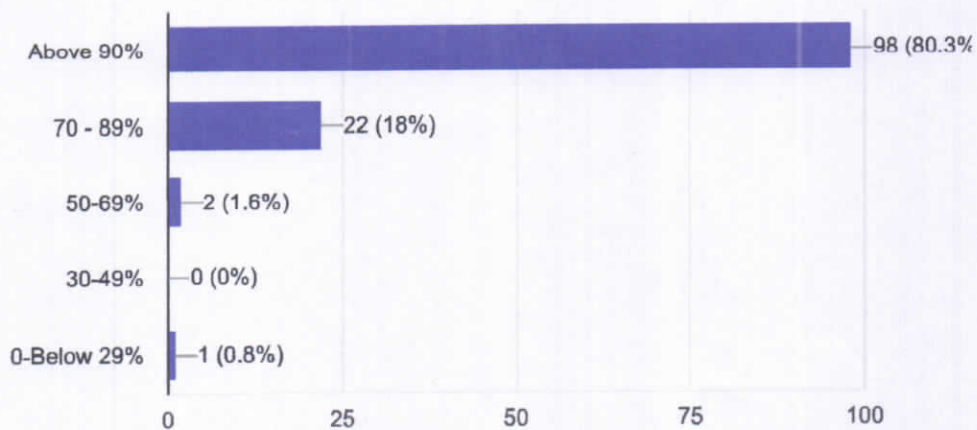
18. Efforts are made by the institute/ teachers to inculcate soft skills, life skills and employability skills to make you ready for the world of work.

122 responses



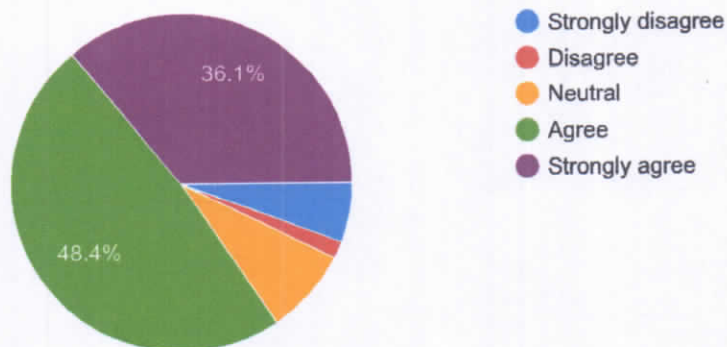
19. What percentage of teachers use ICT tools such as LCD projector, Multimedia, etc. while teaching.

122 responses



20. The overall quality of teaching-learning process in your institute is very good.

122 responses



21. Give three observation / suggestions to improve the overall teaching – learning experience in your institution.

56 responses

Teachers should also discuss about competitive exams

No suggestions required

No comments

No suggestions

Improve the equipment

To
teach slowly. To give notes for important topics and lessons. To give chance of
giving seminars to students. To revise previous class topics.

Teach
as much

1. initiate
more student exchange programmes to have knowledge about other colleges

No
suggestions

Make
more lab works Teaching of life skills employability skills for our future work
Teachers should communicate about outcomes after graduation with students

1. To
increase dept timings 2. Increase the equipment in every dept. to meet the need
of patient as we have a lot of op every day

Make
more lab works Teaching of life skills and employability skills Teacher should
communicate with students about outcomes after graduation

1.
Interaction between teachers & students. 2. Improve the equipment quality of
every department.

Department
equipment should be a little more bcoz patients (op) is more

Fee
particular s

1.
Free wifi 2. Regular ppt uploads corresponding to the class taking place 3. pop
up quiz apps to refresh our knowledge about our subjects

Fee
and faculty

Need
excursions....

student
participation in learning should be active with teachers teachers and students
bonding should be friendly so that active and easy learning will be smooth by
their support

satisfied
well and improve learning and teaching.

There
is no suggestion regarding our staff teaching because they are excellent in the
way they teach to us

They
must be freindly to students approachable concern

Teaching
was good

Eco
friendly campus must be needed

Must
be eco friendly student friendly

Communication
with students as possible as they can

Teaching
is good

1)
Not only teaching the subject but also with the involvement of daily aspects. 2)
Teaching very fast is slightly unacceptable.

1)
understanding of student's issues with individual attention 2) more
communication 3) none

according
to my observation my institute is pretty good all the teaching - learning
experiences are well... happy to be lenoraian


Just
need economical growth & some interactions with other colleges

Good

Still it can
be more productive and the point to be concerned is that the subject is going
into the head of the student or not and not the completion of the
syllabus

Increase
work shops and camps for every year students.


PRINCIPAL
Lenora Institute of Dental Sciences
RAJANAGARAM



This content is neither created nor endorsed by Google. Report Abuse - Terms of Service

Google Forms

Dr. Baityanalyana

National Assessment and Accreditation Council (NAAC) Student Satisfaction Survey

Key Indicator - 2.7.1 Under Criterion II of Teaching – Learning and Evaluation

Guidelines for Students

NAAC (National Assessment and accreditation council) is conducting a Student Satisfaction Survey regarding Teaching – Learning and Evaluation, which will help to upgrade the quality in higher education. A student will have to respond to all the questions given in the following format with her/his sincere effort and thought. Her/his identity will not be revealed.

Email *

deepya.bds1712@lids.ac.in

A) Please confirm this is the first and only time you answer this survey.

Yes

No

B)Age

- 15-20
- 20-25
- 25-30

C)College Name

Lenora institute of dental sciences

D)Gender

- Female
- Male

E) What Degree Program Are You Pursuing Now

- BDS
- MDS
- PG Diploma
- Dental Tech.

F)What subject area are you currently pursuing?

Choose

Instructions to fill the questionnaire●All questions should be compulsorily attempted.●Each question has five responses, choose the most appropriate one.●The response to the qualitative question no. 21 is student's opportunity to give suggestions or improvements; she/he can also mention weaknesses of the institute here. (Kindly restrict your response to teaching learning process only)

Criterion II – Teaching–Learning and Evaluation Student Satisfaction Survey on Teaching Learning Process

Following are questions for online student satisfaction survey regarding teaching learning process.

1. How much of the syllabus was covered in the class?

- 85 to 100%
- 70 to 84 %
- 55 to 69 %
- 30 to 54 %
- 0 Below 30 %

2. How well did the teachers prepare for the classes?

- Thoroughly
- Satisfactorily
- Poorly
- Indifferently
- Won't teach at all

3. How well were the teachers able to communicate?

- Always effective
- Sometimes effective
- Just satisfactorily
- Generally ineffective
- Very poor communication

4. The teacher's approach to teaching can best be described as

- Excellent
- Very good
- Good
- Fair
- Poor

5. Fairness of the internal evaluation process by the teachers.

- Always fair
- Usually fair
- Sometimes unfair
- Usually unfair
- Unfair

6. Was your performance in assignments discussed with you?

- Every time
- Usually
- Occasionally/Sometimes
- Rarely
- Never

7. The institute takes active interest in promoting internship, student exchange, field visit opportunities for students.

- Regularly
- Often
- Sometimes
- Rarely
- Never

8. The teaching and mentoring process in your institution facilitates you in cognitive, social and emotional growth.

- Significantly
- Very well
- Moderately
- Marginally
- Not at all

9. The institution provides multiple opportunities to learn and grow.

- Strongly disagree
- Disagree
- Neutral
- Agree
- Strongly agree

10. Teachers inform you about your expected competencies, course outcomes and programme outcomes.

- Every time
- Usually
- Occasionally/Sometimes
- Rarely
- Never

11. Your mentor does a necessary follow-up with an assigned task to you.

- Every time
- Usually
- Occasionally/Sometimes
- Rarely
- I don't have a mentor

12. The teachers illustrate the concepts through examples and applications.

- Every time
- Usually
- Occasionally/Sometimes
- Rarely
- Never

13. The teachers identify your strengths and encourage you with providing right level of challenges

- Fully
- Reasonably
- Partially
- Slightly
- Unable to

14. Teachers are able to identify your weaknesses and help you to overcome them.

- Every time
- Usually
- Occasionally/Sometimes
- Rarely
- Never

15. The institution makes effort to engage students in the monitoring, review and continuous quality improvement of the teaching learning process.

- Strongly Agree
- Agree
- Neutral
- Disagree
- Strongly Disagree

16. The institute/ teachers use student centric methods, such as experiential learning, participative learning and problem solving methodologies for enhancing learning experiences.

- To a Great Extent
- Moderate
- Some What
- Very Little
- Not at all

17. Teachers encourage you to participate in extracurricular activities.

- Strongly Agree
- Agree
- Neutral
- Disagree
- Strongly Disagree

18. Efforts are made by the institute/ teachers to inculcate soft skills, life skills and employability skills to make you ready for the world of work.

- To a Great Extent
- Moderate
- Some What
- Very Little
- Not at all

19. What percentage of teachers use ICT tools such as LCD projector, Multimedia, etc. while teaching.

- Above 90%
- 70 - 89%
- 50-69%
- 30-49%
- 0-Below 29%

20. The overall quality of teaching-learning process in your institute is very good.

- Strongly disagree
- Disagree
- Neutral
- Agree
- Strongly agree

21. Give three observations / suggestions to improve the overall teaching – learning experience in your institution.

.....

This form was created inside Lenora Institute of Dental Sciences.

Google Forms

National Assessment and Accreditation Council (NAAC) Student Satisfaction Survey

Key Indicator - 2.7.1 Under Criterion II of Teaching – Learning and Evaluation

Guidelines for Students

NAAC (National Assessment and accreditation council) is conducting a Student Satisfaction Survey regarding Teaching – Learning and Evaluation, which will help to upgrade the quality in higher education. A student will have to respond to all the questions given in the following format with her/his sincere effort and thought. Her/his identity will not be revealed.

Email *

Pravallika.bds1745@lids.ac.in

A) Please confirm this is the first and only time you answer this survey.

Yes

No

B)Age

- 15-20
- 20-25
- 25-30

C)College Name

Lenora institute of dental sciences

D)Gender

- Female
- Male

E) What Degree Program Are You Pursuing Now

- BDS
- MDS
- PG Diploma
- Dental Tech.

F)What subject area are you currently pursuing?

Choose

Instructions to fill the questionnaire●All questions should be compulsorily attempted.●Each question has five responses, choose the most appropriate one.●The response to the qualitative question no. 21 is student's opportunity to give suggestions or improvements; she/he can also mention weaknesses of the institute here. (Kindly restrict your response to teaching learning process only)

Criterion II – Teaching–Learning and Evaluation Student Satisfaction Survey on Teaching Learning Process

Following are questions for online student satisfaction survey regarding teaching learning process.

1. How much of the syllabus was covered in the class?

- 85 to 100%
- 70 to 84 %
- 55 to 69 %
- 30 to 54 %
- 0 Below 30 %

2. How well did the teachers prepare for the classes?

- Thoroughly
- Satisfactorily
- Poorly
- Indifferently
- Won't teach at all

3. How well were the teachers able to communicate?

- Always effective
- Sometimes effective
- Just satisfactorily
- Generally ineffective
- Very poor communication

4. The teacher's approach to teaching can best be described as

- Excellent
- Very good
- Good
- Fair
- Poor

5. Fairness of the internal evaluation process by the teachers.

- Always fair
- Usually fair
- Sometimes unfair
- Usually unfair
- Unfair

6. Was your performance in assignments discussed with you?

- Every time
- Usually
- Occasionally/Sometimes
- Rarely
- Never

7. The institute takes active interest in promoting internship, student exchange, field visit opportunities for students.

- Regularly
- Often
- Sometimes
- Rarely
- Never

8. The teaching and mentoring process in your institution facilitates you in cognitive, social and emotional growth.

- Significantly
- Very well
- Moderately
- Marginally
- Not at all

9. The institution provides multiple opportunities to learn and grow.

- Strongly disagree
- Disagree
- Neutral
- Agree
- Strongly agree

10. Teachers inform you about your expected competencies, course outcomes and programme outcomes.

- Every time
- Usually
- Occasionally/Sometimes
- Rarely
- Never

11. Your mentor does a necessary follow-up with an assigned task to you.

- Every time
- Usually
- Occasionally/Sometimes
- Rarely
- I don't have a mentor

12. The teachers illustrate the concepts through examples and applications.

- Every time
- Usually
- Occasionally/Sometimes
- Rarely
- Never

13. The teachers identify your strengths and encourage you with providing right level of challenges

- Fully
- Reasonably
- Partially
- Slightly
- Unable to

14. Teachers are able to identify your weaknesses and help you to overcome them.

- Every time
- Usually
- Occasionally/Sometimes
- Rarely
- Never

15. The institution makes effort to engage students in the monitoring, review and continuous quality improvement of the teaching learning process.

- Strongly Agree
- Agree
- Neutral
- Disagree
- Strongly Disagree

16. The institute/ teachers use student centric methods, such as experiential learning, participative learning and problem solving methodologies for enhancing learning experiences.

- To a Great Extent
- Moderate
- Some What
- Very Little
- Not at all

17. Teachers encourage you to participate in extracurricular activities.

- Strongly Agree
- Agree
- Neutral
- Disagree
- Strongly Disagree

18. Efforts are made by the institute/ teachers to inculcate soft skills, life skills and employability skills to make you ready for the world of work.

- To a Great Extent
- Moderate
- Some What
- Very Little
- Not at all

19. What percentage of teachers use ICT tools such as LCD projector, Multimedia, etc. while teaching.

- Above 90%
- 70 - 89%
- 50-69%
- 30-49%
- 0-Below 29%

20. The overall quality of teaching-learning process in your institute is very good.

- Strongly disagree
- Disagree
- Neutral
- Agree
- Strongly agree

21. Give three observations / suggestions to improve the overall teaching – learning experience in your institution.

.....

This form was created inside Lenora Institute of Dental Sciences.

Google Forms

National Assessment and Accreditation Council (NAAC) Student Satisfaction Survey

Key Indicator - 2.7.1 Under Criterion II of Teaching – Learning and Evaluation

Guidelines for Students

NAAC (National Assessment and accreditation council) is conducting a Student Satisfaction Survey regarding Teaching – Learning and Evaluation, which will help to upgrade the quality in higher education. A student will have to respond to all the questions given in the following format with her/his sincere effort and thought. Her/his identity will not be revealed.

Email *

madhulika.bds1790@lids.ac.in

A) Please confirm this is the first and only time you answer this survey.

Yes

No

B)Age

- 15-20
- 20-25
- 25-30

C)College Name

Lenora institute of dental sciences

D)Gender

- Female
- Male

E) What Degree Program Are You Pursuing Now

- BDS
- MDS
- PG Diploma
- Dental Tech.

F)What subject area are you currently pursuing?

Choose

Instructions to fill the questionnaire●All questions should be compulsorily attempted.●Each question has five responses, choose the most appropriate one.●The response to the qualitative question no. 21 is student's opportunity to give suggestions or improvements; she/he can also mention weaknesses of the institute here. (Kindly restrict your response to teaching learning process only)

Criterion II – Teaching–Learning and Evaluation Student Satisfaction Survey on Teaching Learning Process

Following are questions for online student satisfaction survey regarding teaching learning process.

1. How much of the syllabus was covered in the class?

- 85 to 100%
- 70 to 84 %
- 55 to 69 %
- 30 to 54 %
- 0 Below 30 %

2. How well did the teachers prepare for the classes?

- Thoroughly
- Satisfactorily
- Poorly
- Indifferently
- Won't teach at all

3. How well were the teachers able to communicate?

- Always effective
- Sometimes effective
- Just satisfactorily
- Generally ineffective
- Very poor communication

4. The teacher's approach to teaching can best be described as

- Excellent
- Very good
- Good
- Fair
- Poor

5. Fairness of the internal evaluation process by the teachers.

- Always fair
- Usually fair
- Sometimes unfair
- Usually unfair
- Unfair

6. Was your performance in assignments discussed with you?

- Every time
- Usually
- Occasionally/Sometimes
- Rarely
- Never

7. The institute takes active interest in promoting internship, student exchange, field visit opportunities for students.

- Regularly
- Often
- Sometimes
- Rarely
- Never

8. The teaching and mentoring process in your institution facilitates you in cognitive, social and emotional growth.

- Significantly
- Very well
- Moderately
- Marginally
- Not at all

9. The institution provides multiple opportunities to learn and grow.

- Strongly disagree
- Disagree
- Neutral
- Agree
- Strongly agree

10. Teachers inform you about your expected competencies, course outcomes and programme outcomes.

- Every time
- Usually
- Occasionally/Sometimes
- Rarely
- Never

11. Your mentor does a necessary follow-up with an assigned task to you.

- Every time
- Usually
- Occasionally/Sometimes
- Rarely
- I don't have a mentor

12. The teachers illustrate the concepts through examples and applications.

- Every time
- Usually
- Occasionally/Sometimes
- Rarely
- Never

13. The teachers identify your strengths and encourage you with providing right level of challenges

- Fully
- Reasonably
- Partially
- Slightly
- Unable to

14. Teachers are able to identify your weaknesses and help you to overcome them.

- Every time
- Usually
- Occasionally/Sometimes
- Rarely
- Never

15. The institution makes effort to engage students in the monitoring, review and continuous quality improvement of the teaching learning process.

- Strongly Agree
- Agree
- Neutral
- Disagree
- Strongly Disagree

16. The institute/ teachers use student centric methods, such as experiential learning, participative learning and problem solving methodologies for enhancing learning experiences.

- To a Great Extent
- Moderate
- Some What
- Very Little
- Not at all

17. Teachers encourage you to participate in extracurricular activities.

- Strongly Agree
- Agree
- Neutral
- Disagree
- Strongly Disagree

18. Efforts are made by the institute/ teachers to inculcate soft skills, life skills and employability skills to make you ready for the world of work.

- To a Great Extent
- Moderate
- Some What
- Very Little
- Not at all

19. What percentage of teachers use ICT tools such as LCD projector, Multimedia, etc. while teaching.

- Above 90%
- 70 - 89%
- 50-69%
- 30-49%
- 0-Below 29%

20. The overall quality of teaching-learning process in your institute is very good.

Strongly disagree

Disagree

Neutral

Agree

Strongly agree

21. Give three observations / suggestions to improve the overall teaching – learning experience in your institution.

.....

This form was created inside Lenora Institute of Dental Sciences.

Google Forms

National Assessment and Accreditation Council (NAAC) Student Satisfaction Survey

Key Indicator - 2.7.1 Under Criterion II of Teaching – Learning and Evaluation

Guidelines for Students

NAAC (National Assessment and accreditation council) is conducting a Student Satisfaction Survey regarding Teaching – Learning and Evaluation, which will help to upgrade the quality in higher education. A student will have to respond to all the questions given in the following format with her/his sincere effort and thought. Her/his identity will not be revealed.

Email *

ckirthanna@gmail.com

A) Please confirm this is the first and only time you answer this survey.

Yes

No

B)Age

- 15-20
- 20-25
- 25-30

C)College Name

Lenora institute of dental sciences

D)Gender

- Female
- Male

E) What Degree Program Are You Pursuing Now

- BDS
- MDS
- PG Diploma
- Dental Tech.

F)What subject area are you currently pursuing?

Cons & Endodontics ▼

Instructions to fill the questionnaire●All questions should be compulsorily attempted.●Each question has five responses, choose the most appropriate one.●The response to the qualitative question no. 21 is student's opportunity to give suggestions or improvements; she/he can also mention weaknesses of the institute here. (Kindly restrict your response to teaching learning process only)

Criterion II – Teaching–Learning and Evaluation Student Satisfaction Survey on Teaching Learning Process

Following are questions for online student satisfaction survey regarding teaching learning process.

1. How much of the syllabus was covered in the class?

- 85 to 100%
- 70 to 84 %
- 55 to 69 %
- 30 to 54 %
- 0 Below 30 %

2. How well did the teachers prepare for the classes?

- Thoroughly
- Satisfactorily
- Poorly
- Indifferently
- Won't teach at all

3. How well were the teachers able to communicate?

- Always effective
- Sometimes effective
- Just satisfactorily
- Generally ineffective
- Very poor communication

4. The teacher's approach to teaching can best be described as

- Excellent
- Very good
- Good
- Fair
- Poor

5. Fairness of the internal evaluation process by the teachers.

- Always fair
- Usually fair
- Sometimes unfair
- Usually unfair
- Unfair

6. Was your performance in assignments discussed with you?

- Every time
- Usually
- Occasionally/Sometimes
- Rarely
- Never

7. The institute takes active interest in promoting internship, student exchange, field visit opportunities for students.

- Regularly
- Often
- Sometimes
- Rarely
- Never

8. The teaching and mentoring process in your institution facilitates you in cognitive, social and emotional growth.

- Significantly
- Very well
- Moderately
- Marginally
- Not at all

9. The institution provides multiple opportunities to learn and grow.

- Strongly disagree
- Disagree
- Neutral
- Agree
- Strongly agree

10. Teachers inform you about your expected competencies, course outcomes and programme outcomes.

- Every time
- Usually
- Occasionally/Sometimes
- Rarely
- Never

11. Your mentor does a necessary follow-up with an assigned task to you.

- Every time
- Usually
- Occasionally/Sometimes
- Rarely
- I don't have a mentor

12. The teachers illustrate the concepts through examples and applications.

- Every time
- Usually
- Occasionally/Sometimes
- Rarely
- Never

13. The teachers identify your strengths and encourage you with providing right level of challenges

- Fully
- Reasonably
- Partially
- Slightly
- Unable to

14. Teachers are able to identify your weaknesses and help you to overcome them.

- Every time
- Usually
- Occasionally/Sometimes
- Rarely
- Never

15. The institution makes effort to engage students in the monitoring, review and continuous quality improvement of the teaching learning process.

- Strongly Agree
- Agree
- Neutral
- Disagree
- Strongly Disagree

16. The institute/ teachers use student centric methods, such as experiential learning, participative learning and problem solving methodologies for enhancing learning experiences.

- To a Great Extent
- Moderate
- Some What
- Very Little
- Not at all

17. Teachers encourage you to participate in extracurricular activities.

- Strongly Agree
- Agree
- Neutral
- Disagree
- Strongly Disagree

18. Efforts are made by the institute/ teachers to inculcate soft skills, life skills and employability skills to make you ready for the world of work.

- To a Great Extent
- Moderate
- Some What
- Very Little
- Not at all

19. What percentage of teachers use ICT tools such as LCD projector, Multimedia, etc. while teaching.

- Above 90%
- 70 - 89%
- 50-69%
- 30-49%
- 0-Below 29%

20. The overall quality of teaching-learning process in your institute is very good.

- Strongly disagree
- Disagree
- Neutral
- Agree
- Strongly agree

21. Give three observations / suggestions to improve the overall teaching – learning experience in your institution.

Ppts

This form was created inside Lenora Institute of Dental Sciences.

Google Forms

National Assessment and Accreditation Council (NAAC) Student Satisfaction Survey

Key Indicator - 2.7.1 Under Criterion II of Teaching – Learning and Evaluation

Guidelines for Students

NAAC (National Assessment and accreditation council) is conducting a Student Satisfaction Survey regarding Teaching – Learning and Evaluation, which will help to upgrade the quality in higher education. A student will have to respond to all the questions given in the following format with her/his sincere effort and thought. Her/his identity will not be revealed.

Email *

rajramyarudrapati@gmail.com

A) Please confirm this is the first and only time you answer this survey.

Yes

No

B)Age

- 15-20
- 20-25
- 25-30

C)College Name

Lenora institute of dental sciences

D)Gender

- Female
- Male

E) What Degree Program Are You Pursuing Now

- BDS
- MDS
- PG Diploma
- Dental Tech.

F)What subject area are you currently pursuing?

Choose

Instructions to fill the questionnaire●All questions should be compulsorily attempted.●Each question has five responses, choose the most appropriate one.●The response to the qualitative question no. 21 is student's opportunity to give suggestions or improvements; she/he can also mention weaknesses of the institute here. (Kindly restrict your response to teaching learning process only)

Criterion II – Teaching–Learning and Evaluation Student Satisfaction Survey on Teaching Learning Process

Following are questions for online student satisfaction survey regarding teaching learning process.

1. How much of the syllabus was covered in the class?

- 85 to 100%
- 70 to 84 %
- 55 to 69 %
- 30 to 54 %
- 0 Below 30 %

2. How well did the teachers prepare for the classes?

- Thoroughly
- Satisfactorily
- Poorly
- Indifferently
- Won't teach at all

3. How well were the teachers able to communicate?

- Always effective
- Sometimes effective
- Just satisfactorily
- Generally ineffective
- Very poor communication

4. The teacher's approach to teaching can best be described as

- Excellent
- Very good
- Good
- Fair
- Poor

5. Fairness of the internal evaluation process by the teachers.

- Always fair
- Usually fair
- Sometimes unfair
- Usually unfair
- Unfair

6. Was your performance in assignments discussed with you?

- Every time
- Usually
- Occasionally/Sometimes
- Rarely
- Never

7. The institute takes active interest in promoting internship, student exchange, field visit opportunities for students.

- Regularly
- Often
- Sometimes
- Rarely
- Never

8. The teaching and mentoring process in your institution facilitates you in cognitive, social and emotional growth.

- Significantly
- Very well
- Moderately
- Marginally
- Not at all

9. The institution provides multiple opportunities to learn and grow.

- Strongly disagree
- Disagree
- Neutral
- Agree
- Strongly agree

10. Teachers inform you about your expected competencies, course outcomes and programme outcomes.

- Every time
- Usually
- Occasionally/Sometimes
- Rarely
- Never

11. Your mentor does a necessary follow-up with an assigned task to you.

- Every time
- Usually
- Occasionally/Sometimes
- Rarely
- I don't have a mentor

12. The teachers illustrate the concepts through examples and applications.

- Every time
- Usually
- Occasionally/Sometimes
- Rarely
- Never

13. The teachers identify your strengths and encourage you with providing right level of challenges

- Fully
- Reasonably
- Partially
- Slightly
- Unable to

14. Teachers are able to identify your weaknesses and help you to overcome them.

- Every time
- Usually
- Occasionally/Sometimes
- Rarely
- Never

15. The institution makes effort to engage students in the monitoring, review and continuous quality improvement of the teaching learning process.

- Strongly Agree
- Agree
- Neutral
- Disagree
- Strongly Disagree

16. The institute/ teachers use student centric methods, such as experiential learning, participative learning and problem solving methodologies for enhancing learning experiences.

- To a Great Extent
- Moderate
- Some What
- Very Little
- Not at all

17. Teachers encourage you to participate in extracurricular activities.

- Strongly Agree
- Agree
- Neutral
- Disagree
- Strongly Disagree

18. Efforts are made by the institute/ teachers to inculcate soft skills, life skills and employability skills to make you ready for the world of work.

- To a Great Extent
- Moderate
- Some What
- Very Little
- Not at all

19. What percentage of teachers use ICT tools such as LCD projector, Multimedia, etc. while teaching.

- Above 90%
- 70 - 89%
- 50-69%
- 30-49%
- 0-Below 29%

20. The overall quality of teaching-learning process in your institute is very good.

Strongly disagree

Disagree

Neutral

Agree

Strongly agree

21. Give three observations / suggestions to improve the overall teaching – learning experience in your institution.

.....

This form was created inside Lenora Institute of Dental Sciences.

Google Forms

National Assessment and Accreditation Council (NAAC) Student Satisfaction Survey

Key Indicator - 2.7.1 Under Criterion II of Teaching – Learning and Evaluation

Guidelines for Students

NAAC (National Assessment and accreditation council) is conducting a Student Satisfaction Survey regarding Teaching – Learning and Evaluation, which will help to upgrade the quality in higher education. A student will have to respond to all the questions given in the following format with her/his sincere effort and thought. Her/his identity will not be revealed.

Email *

devipriya.bds1746@lids.ac.in

A) Please confirm this is the first and only time you answer this survey.

Yes

No

B)Age

- 15-20
- 20-25
- 25-30

C)College Name

Klr Lenora dental college

D)Gender

- Female
- Male

E) What Degree Program Are You Pursuing Now

- BDS
- MDS
- PG Diploma
- Dental Tech.

F)What subject area are you currently pursuing?

Choose

Instructions to fill the questionnaire●All questions should be compulsorily attempted.●Each question has five responses, choose the most appropriate one.●The response to the qualitative question no. 21 is student's opportunity to give suggestions or improvements; she/he can also mention weaknesses of the institute here. (Kindly restrict your response to teaching learning process only)

Criterion II – Teaching–Learning and Evaluation Student Satisfaction Survey on Teaching Learning Process

Following are questions for online student satisfaction survey regarding teaching learning process.

1. How much of the syllabus was covered in the class?

- 85 to 100%
- 70 to 84 %
- 55 to 69 %
- 30 to 54 %
- 0 Below 30 %

2. How well did the teachers prepare for the classes?

- Thoroughly
- Satisfactorily
- Poorly
- Indifferently
- Won't teach at all

3. How well were the teachers able to communicate?

- Always effective
- Sometimes effective
- Just satisfactorily
- Generally ineffective
- Very poor communication

4. The teacher's approach to teaching can best be described as

- Excellent
- Very good
- Good
- Fair
- Poor

5. Fairness of the internal evaluation process by the teachers.

- Always fair
- Usually fair
- Sometimes unfair
- Usually unfair
- Unfair

6. Was your performance in assignments discussed with you?

- Every time
- Usually
- Occasionally/Sometimes
- Rarely
- Never

7. The institute takes active interest in promoting internship, student exchange, field visit opportunities for students.

- Regularly
- Often
- Sometimes
- Rarely
- Never

8. The teaching and mentoring process in your institution facilitates you in cognitive, social and emotional growth.

- Significantly
- Very well
- Moderately
- Marginally
- Not at all

9. The institution provides multiple opportunities to learn and grow.

- Strongly disagree
- Disagree
- Neutral
- Agree
- Strongly agree

10. Teachers inform you about your expected competencies, course outcomes and programme outcomes.

- Every time
- Usually
- Occasionally/Sometimes
- Rarely
- Never

11. Your mentor does a necessary follow-up with an assigned task to you.

- Every time
- Usually
- Occasionally/Sometimes
- Rarely
- I don't have a mentor

12. The teachers illustrate the concepts through examples and applications.

- Every time
- Usually
- Occasionally/Sometimes
- Rarely
- Never

13. The teachers identify your strengths and encourage you with providing right level of challenges

- Fully
- Reasonably
- Partially
- Slightly
- Unable to

14. Teachers are able to identify your weaknesses and help you to overcome them.

- Every time
- Usually
- Occasionally/Sometimes
- Rarely
- Never

15. The institution makes effort to engage students in the monitoring, review and continuous quality improvement of the teaching learning process.

- Strongly Agree
- Agree
- Neutral
- Disagree
- Strongly Disagree

16. The institute/ teachers use student centric methods, such as experiential learning, participative learning and problem solving methodologies for enhancing learning experiences.

- To a Great Extent
- Moderate
- Some What
- Very Little
- Not at all

17. Teachers encourage you to participate in extracurricular activities.

- Strongly Agree
- Agree
- Neutral
- Disagree
- Strongly Disagree

18. Efforts are made by the institute/ teachers to inculcate soft skills, life skills and employability skills to make you ready for the world of work.

- To a Great Extent
- Moderate
- Some What
- Very Little
- Not at all

19. What percentage of teachers use ICT tools such as LCD projector, Multimedia, etc. while teaching.

- Above 90%
- 70 - 89%
- 50-69%
- 30-49%
- 0-Below 29%

20. The overall quality of teaching-learning process in your institute is very good.

- Strongly disagree
- Disagree
- Neutral
- Agree
- Strongly agree

21. Give three observations / suggestions to improve the overall teaching – learning experience in your institution.

Well teaching which can be easily understood by the students

This form was created inside Lenora Institute of Dental Sciences.

Google Forms

National Assessment and Accreditation Council (NAAC) Student Satisfaction Survey

Key Indicator - 2.7.1 Under Criterion II of Teaching – Learning and Evaluation

Guidelines for Students

NAAC (National Assessment and accreditation council) is conducting a Student Satisfaction Survey regarding Teaching – Learning and Evaluation, which will help to upgrade the quality in higher education. A student will have to respond to all the questions given in the following format with her/his sincere effort and thought. Her/his identity will not be revealed.

Email *

raagapranitha.bds2004@lids.ac.in

A) Please confirm this is the first and only time you answer this survey.

Yes

No

B)Age

- 15-20
- 20-25
- 25-30

C)College Name

Lenora institute of dental sciences

D)Gender

- Female
- Male

E) What Degree Program Are You Pursuing Now

- BDS
- MDS
- PG Diploma
- Dental Tech.

F)What subject area are you currently pursuing?

Choose ▼

Instructions to fill the questionnaire●All questions should be compulsorily attempted.●Each question has five responses, choose the most appropriate one.●The response to the qualitative question no. 21 is student's opportunity to give suggestions or improvements; she/he can also mention weaknesses of the institute here. (Kindly restrict your response to teaching learning process only)

Criterion II – Teaching–Learning and Evaluation Student Satisfaction Survey on Teaching Learning Process

Following are questions for online student satisfaction survey regarding teaching learning process.

1. How much of the syllabus was covered in the class?

- 85 to 100%
- 70 to 84 %
- 55 to 69 %
- 30 to 54 %
- 0 Below 30 %

2. How well did the teachers prepare for the classes?

- Thoroughly
- Satisfactorily
- Poorly
- Indifferently
- Won't teach at all

3. How well were the teachers able to communicate?

- Always effective
- Sometimes effective
- Just satisfactorily
- Generally ineffective
- Very poor communication

4. The teacher's approach to teaching can best be described as

- Excellent
- Very good
- Good
- Fair
- Poor

5. Fairness of the internal evaluation process by the teachers.

- Always fair
- Usually fair
- Sometimes unfair
- Usually unfair
- Unfair

6. Was your performance in assignments discussed with you?

- Every time
- Usually
- Occasionally/Sometimes
- Rarely
- Never

7. The institute takes active interest in promoting internship, student exchange, field visit opportunities for students.

- Regularly
- Often
- Sometimes
- Rarely
- Never

8. The teaching and mentoring process in your institution facilitates you in cognitive, social and emotional growth.

- Significantly
- Very well
- Moderately
- Marginally
- Not at all

9. The institution provides multiple opportunities to learn and grow.

- Strongly disagree
- Disagree
- Neutral
- Agree
- Strongly agree

10. Teachers inform you about your expected competencies, course outcomes and programme outcomes.

- Every time
- Usually
- Occasionally/Sometimes
- Rarely
- Never

11. Your mentor does a necessary follow-up with an assigned task to you.

- Every time
- Usually
- Occasionally/Sometimes
- Rarely
- I don't have a mentor

12. The teachers illustrate the concepts through examples and applications.

- Every time
- Usually
- Occasionally/Sometimes
- Rarely
- Never

13. The teachers identify your strengths and encourage you with providing right level of challenges

- Fully
- Reasonably
- Partially
- Slightly
- Unable to

14. Teachers are able to identify your weaknesses and help you to overcome them.

- Every time
- Usually
- Occasionally/Sometimes
- Rarely
- Never

15. The institution makes effort to engage students in the monitoring, review and continuous quality improvement of the teaching learning process.

- Strongly Agree
- Agree
- Neutral
- Disagree
- Strongly Disagree

16. The institute/ teachers use student centric methods, such as experiential learning, participative learning and problem solving methodologies for enhancing learning experiences.

- To a Great Extent
- Moderate
- Some What
- Very Little
- Not at all

17. Teachers encourage you to participate in extracurricular activities.

- Strongly Agree
- Agree
- Neutral
- Disagree
- Strongly Disagree

18. Efforts are made by the institute/ teachers to inculcate soft skills, life skills and employability skills to make you ready for the world of work.

- To a Great Extent
- Moderate
- Some What
- Very Little
- Not at all

19. What percentage of teachers use ICT tools such as LCD projector, Multimedia, etc. while teaching.

- Above 90%
- 70 - 89%
- 50-69%
- 30-49%
- 0-Below 29%

20. The overall quality of teaching-learning process in your institute is very good.

- Strongly disagree
- Disagree
- Neutral
- Agree
- Strongly agree

21. Give three observations / suggestions to improve the overall teaching – learning experience in your institution.

.....

This form was created inside Lenora Institute of Dental Sciences.

Google Forms

National Assessment and Accreditation Council (NAAC) Student Satisfaction Survey

Key Indicator - 2.7.1 Under Criterion II of Teaching – Learning and Evaluation

Guidelines for Students

NAAC (National Assessment and accreditation council) is conducting a Student Satisfaction Survey regarding Teaching – Learning and Evaluation, which will help to upgrade the quality in higher education. A student will have to respond to all the questions given in the following format with her/his sincere effort and thought. Her/his identity will not be revealed.

Email *

swetha.gunturi405@gmail.com

A) Please confirm this is the first and only time you answer this survey.

Yes

No

B)Age

- 15-20
- 20-25
- 25-30

C)College Name

Lenora Institute of dental sciences

D)Gender

- Female
- Male

E) What Degree Program Are You Pursuing Now

- BDS
- MDS
- PG Diploma
- Dental Tech.

F)What subject area are you currently pursuing?

Choose

Instructions to fill the questionnaire●All questions should be compulsorily attempted.●Each question has five responses, choose the most appropriate one.●The response to the qualitative question no. 21 is student's opportunity to give suggestions or improvements; she/he can also mention weaknesses of the institute here. (Kindly restrict your response to teaching learning process only)

Good

Criterion II – Teaching–Learning and Evaluation Student Satisfaction Survey on Teaching Learning Process

Following are questions for online student satisfaction survey regarding teaching learning process.

1. How much of the syllabus was covered in the class?

- 85 to 100%
- 70 to 84 %
- 55 to 69 %
- 30 to 54 %
- 0 Below 30 %

2. How well did the teachers prepare for the classes?

- Thoroughly
- Satisfactorily
- Poorly
- Indifferently
- Won't teach at all

3. How well were the teachers able to communicate?

- Always effective
- Sometimes effective
- Just satisfactorily
- Generally ineffective
- Very poor communication

4. The teacher's approach to teaching can best be described as

- Excellent
- Very good
- Good
- Fair
- Poor

5. Fairness of the internal evaluation process by the teachers.

- Always fair
- Usually fair
- Sometimes unfair
- Usually unfair
- Unfair

6. Was your performance in assignments discussed with you?

- Every time
- Usually
- Occasionally/Sometimes
- Rarely
- Never

7. The institute takes active interest in promoting internship, student exchange, field visit opportunities for students.

- Regularly
- Often
- Sometimes
- Rarely
- Never

8. The teaching and mentoring process in your institution facilitates you in cognitive, social and emotional growth.

- Significantly
- Very well
- Moderately
- Marginally
- Not at all

9. The institution provides multiple opportunities to learn and grow.

- Strongly disagree
- Disagree
- Neutral
- Agree
- Strongly agree

10. Teachers inform you about your expected competencies, course outcomes and programme outcomes.

- Every time
- Usually
- Occasionally/Sometimes
- Rarely
- Never

11. Your mentor does a necessary follow-up with an assigned task to you.

- Every time
- Usually
- Occasionally/Sometimes
- Rarely
- I don't have a mentor

12. The teachers illustrate the concepts through examples and applications.

- Every time
- Usually
- Occasionally/Sometimes
- Rarely
- Never

13. The teachers identify your strengths and encourage you with providing right level of challenges

- Fully
- Reasonably
- Partially
- Slightly
- Unable to

14. Teachers are able to identify your weaknesses and help you to overcome them.

- Every time
- Usually
- Occasionally/Sometimes
- Rarely
- Never

15. The institution makes effort to engage students in the monitoring, review and continuous quality improvement of the teaching learning process.

- Strongly Agree
- Agree
- Neutral
- Disagree
- Strongly Disagree

16. The institute/ teachers use student centric methods, such as experiential learning, participative learning and problem solving methodologies for enhancing learning experiences.

- To a Great Extent
- Moderate
- Some What
- Very Little
- Not at all

17. Teachers encourage you to participate in extracurricular activities.

- Strongly Agree
- Agree
- Neutral
- Disagree
- Strongly Disagree

18. Efforts are made by the institute/ teachers to inculcate soft skills, life skills and employability skills to make you ready for the world of work.

- To a Great Extent
- Moderate
- Some What
- Very Little
- Not at all

19. What percentage of teachers use ICT tools such as LCD projector, Multimedia, etc. while teaching.

- Above 90%
- 70 - 89%
- 50-69%
- 30-49%
- 0-Below 29%

20. The overall quality of teaching-learning process in your institute is very good.

- Strongly disagree
- Disagree
- Neutral
- Agree
- Strongly agree

21. Give three observations / suggestions to improve the overall teaching – learning experience in your institution.

Good no comments

This form was created inside Lenora Institute of Dental Sciences.

Google Forms

National Assessment and Accreditation Council (NAAC) Student Satisfaction Survey

Key Indicator - 2.7.1 Under Criterion II of Teaching – Learning and Evaluation

Guidelines for Students

NAAC (National Assessment and accreditation council) is conducting a Student Satisfaction Survey regarding Teaching – Learning and Evaluation, which will help to upgrade the quality in higher education. A student will have to respond to all the questions given in the following format with her/his sincere effort and thought. Her/his identity will not be revealed.

Email *

joshuavineeth2@gmail.com

A) Please confirm this is the first and only time you answer this survey.

Yes

No

B)Age

- 15-20
- 20-25
- 25-30

C)College Name

Klr's Lenora institute of dental sciences

D)Gender

- Female
- Male

E) What Degree Program Are You Pursuing Now

- BDS
- MDS
- PG Diploma
- Dental Tech.

F)What subject area are you currently pursuing?

Choose

Instructions to fill the questionnaire●All questions should be compulsorily attempted.●Each question has five responses, choose the most appropriate one.●The response to the qualitative question no. 21 is student's opportunity to give suggestions or improvements; she/he can also mention weaknesses of the institute here. (Kindly restrict your response to teaching learning process only)

Criterion II – Teaching–Learning and Evaluation Student Satisfaction Survey on Teaching Learning Process

Following are questions for online student satisfaction survey regarding teaching learning process.

1. How much of the syllabus was covered in the class?

- 85 to 100%
- 70 to 84 %
- 55 to 69 %
- 30 to 54 %
- 0 Below 30 %

2. How well did the teachers prepare for the classes?

- Thoroughly
- Satisfactorily
- Poorly
- Indifferently
- Won't teach at all

3. How well were the teachers able to communicate?

- Always effective
- Sometimes effective
- Just satisfactorily
- Generally ineffective
- Very poor communication

4. The teacher's approach to teaching can best be described as

- Excellent
- Very good
- Good
- Fair
- Poor

5. Fairness of the internal evaluation process by the teachers.

- Always fair
- Usually fair
- Sometimes unfair
- Usually unfair
- Unfair

6. Was your performance in assignments discussed with you?

- Every time
- Usually
- Occasionally/Sometimes
- Rarely
- Never

7. The institute takes active interest in promoting internship, student exchange, field visit opportunities for students.

- Regularly
- Often
- Sometimes
- Rarely
- Never

8. The teaching and mentoring process in your institution facilitates you in cognitive, social and emotional growth.

- Significantly
- Very well
- Moderately
- Marginally
- Not at all

9. The institution provides multiple opportunities to learn and grow.

- Strongly disagree
- Disagree
- Neutral
- Agree
- Strongly agree

10. Teachers inform you about your expected competencies, course outcomes and programme outcomes.

- Every time
- Usually
- Occasionally/Sometimes
- Rarely
- Never

11. Your mentor does a necessary follow-up with an assigned task to you.

- Every time
- Usually
- Occasionally/Sometimes
- Rarely
- I don't have a mentor

12. The teachers illustrate the concepts through examples and applications.

- Every time
- Usually
- Occasionally/Sometimes
- Rarely
- Never

13. The teachers identify your strengths and encourage you with providing right level of challenges

- Fully
- Reasonably
- Partially
- Slightly
- Unable to

14. Teachers are able to identify your weaknesses and help you to overcome them.

- Every time
- Usually
- Occasionally/Sometimes
- Rarely
- Never

15. The institution makes effort to engage students in the monitoring, review and continuous quality improvement of the teaching learning process.

- Strongly Agree
- Agree
- Neutral
- Disagree
- Strongly Disagree

16. The institute/ teachers use student centric methods, such as experiential learning, participative learning and problem solving methodologies for enhancing learning experiences.

- To a Great Extent
- Moderate
- Some What
- Very Little
- Not at all

17. Teachers encourage you to participate in extracurricular activities.

- Strongly Agree
- Agree
- Neutral
- Disagree
- Strongly Disagree

18. Efforts are made by the institute/ teachers to inculcate soft skills, life skills and employability skills to make you ready for the world of work.

- To a Great Extent
- Moderate
- Some What
- Very Little
- Not at all

19. What percentage of teachers use ICT tools such as LCD projector, Multimedia, etc. while teaching.

- Above 90%
- 70 - 89%
- 50-69%
- 30-49%
- 0-Below 29%

20. The overall quality of teaching-learning process in your institute is very good.

Strongly disagree

Disagree

Neutral

Agree

Strongly agree

21. Give three observations / suggestions to improve the overall teaching – learning experience in your institution.

.....

This form was created inside Lenora Institute of Dental Sciences.

Google Forms

National Assessment and Accreditation Council (NAAC) Student Satisfaction Survey

Key Indicator - 2.7.1 Under Criterion II of Teaching – Learning and Evaluation

Guidelines for Students

NAAC (National Assessment and accreditation council) is conducting a Student Satisfaction Survey regarding Teaching – Learning and Evaluation, which will help to upgrade the quality in higher education. A student will have to respond to all the questions given in the following format with her/his sincere effort and thought. Her/his identity will not be revealed.

Email *

harshitha.bds1760@lids.ac.in

A) Please confirm this is the first and only time you answer this survey.

Yes

No

B)Age

- 15-20
- 20-25
- 25-30

C)College Name

Lenora institute of dental sciences

D)Gender

- Female
- Male

E) What Degree Program Are You Pursuing Now

- BDS
- MDS
- PG Diploma
- Dental Tech.

F)What subject area are you currently pursuing?

Choose

Instructions to fill the questionnaire●All questions should be compulsorily attempted.●Each question has five responses, choose the most appropriate one.●The response to the qualitative question no. 21 is student's opportunity to give suggestions or improvements; she/he can also mention weaknesses of the institute here. (Kindly restrict your response to teaching learning process only)

Criterion II – Teaching–Learning and Evaluation Student Satisfaction Survey on Teaching Learning Process

Following are questions for online student satisfaction survey regarding teaching learning process.

1. How much of the syllabus was covered in the class?

- 85 to 100%
- 70 to 84 %
- 55 to 69 %
- 30 to 54 %
- 0 Below 30 %

2. How well did the teachers prepare for the classes?

- Thoroughly
- Satisfactorily
- Poorly
- Indifferently
- Won't teach at all

3. How well were the teachers able to communicate?

- Always effective
- Sometimes effective
- Just satisfactorily
- Generally ineffective
- Very poor communication

4. The teacher's approach to teaching can best be described as

- Excellent
- Very good
- Good
- Fair
- Poor

5. Fairness of the internal evaluation process by the teachers.

- Always fair
- Usually fair
- Sometimes unfair
- Usually unfair
- Unfair

6. Was your performance in assignments discussed with you?

- Every time
- Usually
- Occasionally/Sometimes
- Rarely
- Never

7. The institute takes active interest in promoting internship, student exchange, field visit opportunities for students.

- Regularly
- Often
- Sometimes
- Rarely
- Never

8. The teaching and mentoring process in your institution facilitates you in cognitive, social and emotional growth.

- Significantly
- Very well
- Moderately
- Marginally
- Not at all

9. The institution provides multiple opportunities to learn and grow.

- Strongly disagree
- Disagree
- Neutral
- Agree
- Strongly agree

10. Teachers inform you about your expected competencies, course outcomes and programme outcomes.

- Every time
- Usually
- Occasionally/Sometimes
- Rarely
- Never

11. Your mentor does a necessary follow-up with an assigned task to you.

- Every time
- Usually
- Occasionally/Sometimes
- Rarely
- I don't have a mentor

12. The teachers illustrate the concepts through examples and applications.

- Every time
- Usually
- Occasionally/Sometimes
- Rarely
- Never

13. The teachers identify your strengths and encourage you with providing right level of challenges

- Fully
- Reasonably
- Partially
- Slightly
- Unable to

14. Teachers are able to identify your weaknesses and help you to overcome them.

- Every time
- Usually
- Occasionally/Sometimes
- Rarely
- Never

15. The institution makes effort to engage students in the monitoring, review and continuous quality improvement of the teaching learning process.

- Strongly Agree
- Agree
- Neutral
- Disagree
- Strongly Disagree

16. The institute/ teachers use student centric methods, such as experiential learning, participative learning and problem solving methodologies for enhancing learning experiences.

- To a Great Extent
- Moderate
- Some What
- Very Little
- Not at all

17. Teachers encourage you to participate in extracurricular activities.

- Strongly Agree
- Agree
- Neutral
- Disagree
- Strongly Disagree

18. Efforts are made by the institute/ teachers to inculcate soft skills, life skills and employability skills to make you ready for the world of work.

- To a Great Extent
- Moderate
- Some What
- Very Little
- Not at all

19. What percentage of teachers use ICT tools such as LCD projector, Multimedia, etc. while teaching.

- Above 90%
- 70 - 89%
- 50-69%
- 30-49%
- 0-Below 29%

20. The overall quality of teaching-learning process in your institute is very good.

- Strongly disagree
- Disagree
- Neutral
- Agree
- Strongly agree

21. Give three observations / suggestions to improve the overall teaching – learning experience in your institution.

.....

This form was created inside Lenora Institute of Dental Sciences.

Google Forms

National Assessment and Accreditation Council (NAAC) Student Satisfaction Survey

Key Indicator - 2.7.1 Under Criterion II of Teaching – Learning and Evaluation

Guidelines for Students

NAAC (National Assessment and accreditation council) is conducting a Student Satisfaction Survey regarding Teaching – Learning and Evaluation, which will help to upgrade the quality in higher education. A student will have to respond to all the questions given in the following format with her/his sincere effort and thought. Her/his identity will not be revealed.

Email *

periopg.sushma2017@lids.ac.in

A) Please confirm this is the first and only time you answer this survey.

Yes

No

B)Age

- 15-20
- 20-25
- 25-30

C)College Name

Lenora Institute Of Dental Sciences

D)Gender

- Female
- Male

E) What Degree Program Are You Pursuing Now

- BDS
- MDS
- PG Diploma
- Dental Tech.

F)What subject area are you currently pursuing?

Periodontics ▼

Instructions to fill the questionnaire●All questions should be compulsorily attempted.●Each question has five responses, choose the most appropriate one.●The response to the qualitative question no. 21 is student's opportunity to give suggestions or improvements; she/he can also mention weaknesses of the institute here. (Kindly restrict your response to teaching learning process only)

Criterion II – Teaching–Learning and Evaluation Student Satisfaction Survey on Teaching Learning Process

Following are questions for online student satisfaction survey regarding teaching learning process.

1. How much of the syllabus was covered in the class?

- 85 to 100%
- 70 to 84 %
- 55 to 69 %
- 30 to 54 %
- 0 Below 30 %

2. How well did the teachers prepare for the classes?

- Thoroughly
- Satisfactorily
- Poorly
- Indifferently
- Won't teach at all

3. How well were the teachers able to communicate?

- Always effective
- Sometimes effective
- Just satisfactorily
- Generally ineffective
- Very poor communication

4. The teacher's approach to teaching can best be described as

- Excellent
- Very good
- Good
- Fair
- Poor

5. Fairness of the internal evaluation process by the teachers.

- Always fair
- Usually fair
- Sometimes unfair
- Usually unfair
- Unfair

6. Was your performance in assignments discussed with you?

- Every time
- Usually
- Occasionally/Sometimes
- Rarely
- Never

7. The institute takes active interest in promoting internship, student exchange, field visit opportunities for students.

- Regularly
- Often
- Sometimes
- Rarely
- Never

8. The teaching and mentoring process in your institution facilitates you in cognitive, social and emotional growth.

- Significantly
- Very well
- Moderately
- Marginally
- Not at all

9. The institution provides multiple opportunities to learn and grow.

- Strongly disagree
- Disagree
- Neutral
- Agree
- Strongly agree

10. Teachers inform you about your expected competencies, course outcomes and programme outcomes.

- Every time
- Usually
- Occasionally/Sometimes
- Rarely
- Never

11. Your mentor does a necessary follow-up with an assigned task to you.

- Every time
- Usually
- Occasionally/Sometimes
- Rarely
- I don't have a mentor

12. The teachers illustrate the concepts through examples and applications.

- Every time
- Usually
- Occasionally/Sometimes
- Rarely
- Never

13. The teachers identify your strengths and encourage you with providing right level of challenges

- Fully
- Reasonably
- Partially
- Slightly
- Unable to

14. Teachers are able to identify your weaknesses and help you to overcome them.

- Every time
- Usually
- Occasionally/Sometimes
- Rarely
- Never

15. The institution makes effort to engage students in the monitoring, review and continuous quality improvement of the teaching learning process.

- Strongly Agree
- Agree
- Neutral
- Disagree
- Strongly Disagree

16. The institute/ teachers use student centric methods, such as experiential learning, participative learning and problem solving methodologies for enhancing learning experiences.

- To a Great Extent
- Moderate
- Some What
- Very Little
- Not at all

17. Teachers encourage you to participate in extracurricular activities.

- Strongly Agree
- Agree
- Neutral
- Disagree
- Strongly Disagree

18. Efforts are made by the institute/ teachers to inculcate soft skills, life skills and employability skills to make you ready for the world of work.

- To a Great Extent
- Moderate
- Some What
- Very Little
- Not at all

19. What percentage of teachers use ICT tools such as LCD projector, Multimedia, etc. while teaching.

- Above 90%
- 70 - 89%
- 50-69%
- 30-49%
- 0-Below 29%

20. The overall quality of teaching-learning process in your institute is very good.

Strongly disagree

Disagree

Neutral

Agree

Strongly agree

21. Give three observations / suggestions to improve the overall teaching – learning experience in your institution.

.....

This form was created inside Lenora Institute of Dental Sciences.

Google Forms

National Assessment and Accreditation Council (NAAC) Student Satisfaction Survey

Key Indicator - 2.7.1 Under Criterion II of Teaching – Learning and Evaluation

Guidelines for Students

NAAC (National Assessment and accreditation council) is conducting a Student Satisfaction Survey regarding Teaching – Learning and Evaluation, which will help to upgrade the quality in higher education. A student will have to respond to all the questions given in the following format with her/his sincere effort and thought. Her/his identity will not be revealed.

Email *

Anusha.bds1726@lids.ac.in

A) Please confirm this is the first and only time you answer this survey.

Yes

No

B)Age

- 15-20
- 20-25
- 25-30

C)College Name

lenora institute of dental sciences

D)Gender

- Female
- Male

E) What Degree Program Are You Pursuing Now

- BDS
- MDS
- PG Diploma
- Dental Tech.

F)What subject area are you currently pursuing?

PHD

Instructions to fill the questionnaire●All questions should be compulsorily attempted.●Each question has five responses, choose the most appropriate one.●The response to the qualitative question no. 21 is student's opportunity to give suggestions or improvements; she/he can also mention weaknesses of the institute here. (Kindly restrict your response to teaching learning process only)

Criterion II – Teaching–Learning and Evaluation Student Satisfaction Survey on Teaching Learning Process

Following are questions for online student satisfaction survey regarding teaching learning process.

1. How much of the syllabus was covered in the class?

- 85 to 100%
- 70 to 84 %
- 55 to 69 %
- 30 to 54 %
- 0 Below 30 %

2. How well did the teachers prepare for the classes?

- Thoroughly
- Satisfactorily
- Poorly
- Indifferently
- Won't teach at all

3. How well were the teachers able to communicate?

- Always effective
- Sometimes effective
- Just satisfactorily
- Generally ineffective
- Very poor communication

4. The teacher's approach to teaching can best be described as

- Excellent
- Very good
- Good
- Fair
- Poor

5. Fairness of the internal evaluation process by the teachers.

- Always fair
- Usually fair
- Sometimes unfair
- Usually unfair
- Unfair

6. Was your performance in assignments discussed with you?

- Every time
- Usually
- Occasionally/Sometimes
- Rarely
- Never

7. The institute takes active interest in promoting internship, student exchange, field visit opportunities for students.

- Regularly
- Often
- Sometimes
- Rarely
- Never

8. The teaching and mentoring process in your institution facilitates you in cognitive, social and emotional growth.

- Significantly
- Very well
- Moderately
- Marginally
- Not at all

9. The institution provides multiple opportunities to learn and grow.

- Strongly disagree
- Disagree
- Neutral
- Agree
- Strongly agree

10. Teachers inform you about your expected competencies, course outcomes and programme outcomes.

- Every time
- Usually
- Occasionally/Sometimes
- Rarely
- Never

11. Your mentor does a necessary follow-up with an assigned task to you.

- Every time
- Usually
- Occasionally/Sometimes
- Rarely
- I don't have a mentor

12. The teachers illustrate the concepts through examples and applications.

- Every time
- Usually
- Occasionally/Sometimes
- Rarely
- Never

13. The teachers identify your strengths and encourage you with providing right level of challenges

- Fully
- Reasonably
- Partially
- Slightly
- Unable to

14. Teachers are able to identify your weaknesses and help you to overcome them.

- Every time
- Usually
- Occasionally/Sometimes
- Rarely
- Never

15. The institution makes effort to engage students in the monitoring, review and continuous quality improvement of the teaching learning process.

- Strongly Agree
- Agree
- Neutral
- Disagree
- Strongly Disagree

16. The institute/ teachers use student centric methods, such as experiential learning, participative learning and problem solving methodologies for enhancing learning experiences.

- To a Great Extent
- Moderate
- Some What
- Very Little
- Not at all

17. Teachers encourage you to participate in extracurricular activities.

- Strongly Agree
- Agree
- Neutral
- Disagree
- Strongly Disagree

18. Efforts are made by the institute/ teachers to inculcate soft skills, life skills and employability skills to make you ready for the world of work.

- To a Great Extent
- Moderate
- Some What
- Very Little
- Not at all

19. What percentage of teachers use ICT tools such as LCD projector, Multimedia, etc. while teaching.

- Above 90%
- 70 - 89%
- 50-69%
- 30-49%
- 0-Below 29%

20. The overall quality of teaching-learning process in your institute is very good.

- Strongly disagree
- Disagree
- Neutral
- Agree
- Strongly agree

21. Give three observations / suggestions to improve the overall teaching – learning experience in your institution.

.....

This form was created inside Lenora Institute of Dental Sciences.

Google Forms

National Assessment and Accreditation Council (NAAC) Student Satisfaction Survey

Key Indicator - 2.7.1 Under Criterion II of Teaching – Learning and Evaluation

Guidelines for Students

NAAC (National Assessment and accreditation council) is conducting a Student Satisfaction Survey regarding Teaching – Learning and Evaluation, which will help to upgrade the quality in higher education. A student will have to respond to all the questions given in the following format with her/his sincere effort and thought. Her/his identity will not be revealed.

Email *

saaffushaik07@gmail.com

A) Please confirm this is the first and only time you answer this survey.

Yes

No

B)Age

- 15-20
- 20-25
- 25-30

C)College Name

Lenora institute of dental sciences

D)Gender

- Female
- Male

E) What Degree Program Are You Pursuing Now

- BDS
- MDS
- PG Diploma
- Dental Tech.

F)What subject area are you currently pursuing?

PHD

Instructions to fill the questionnaire●All questions should be compulsorily attempted.●Each question has five responses, choose the most appropriate one.●The response to the qualitative question no. 21 is student's opportunity to give suggestions or improvements; she/he can also mention weaknesses of the institute here. (Kindly restrict your response to teaching learning process only)

Criterion II – Teaching–Learning and Evaluation Student Satisfaction Survey on Teaching Learning Process

Following are questions for online student satisfaction survey regarding teaching learning process.

1. How much of the syllabus was covered in the class?

- 85 to 100%
- 70 to 84 %
- 55 to 69 %
- 30 to 54 %
- 0 Below 30 %

2. How well did the teachers prepare for the classes?

- Thoroughly
- Satisfactorily
- Poorly
- Indifferently
- Won't teach at all

3. How well were the teachers able to communicate?

- Always effective
- Sometimes effective
- Just satisfactorily
- Generally ineffective
- Very poor communication

4. The teacher's approach to teaching can best be described as

- Excellent
- Very good
- Good
- Fair
- Poor

5. Fairness of the internal evaluation process by the teachers.

- Always fair
- Usually fair
- Sometimes unfair
- Usually unfair
- Unfair

6. Was your performance in assignments discussed with you?

- Every time
- Usually
- Occasionally/Sometimes
- Rarely
- Never

7. The institute takes active interest in promoting internship, student exchange, field visit opportunities for students.

- Regularly
- Often
- Sometimes
- Rarely
- Never

8. The teaching and mentoring process in your institution facilitates you in cognitive, social and emotional growth.

- Significantly
- Very well
- Moderately
- Marginally
- Not at all

9. The institution provides multiple opportunities to learn and grow.

- Strongly disagree
- Disagree
- Neutral
- Agree
- Strongly agree

10. Teachers inform you about your expected competencies, course outcomes and programme outcomes.

- Every time
- Usually
- Occasionally/Sometimes
- Rarely
- Never

11. Your mentor does a necessary follow-up with an assigned task to you.

- Every time
- Usually
- Occasionally/Sometimes
- Rarely
- I don't have a mentor

12. The teachers illustrate the concepts through examples and applications.

- Every time
- Usually
- Occasionally/Sometimes
- Rarely
- Never

13. The teachers identify your strengths and encourage you with providing right level of challenges

- Fully
- Reasonably
- Partially
- Slightly
- Unable to

14. Teachers are able to identify your weaknesses and help you to overcome them.

- Every time
- Usually
- Occasionally/Sometimes
- Rarely
- Never

15. The institution makes effort to engage students in the monitoring, review and continuous quality improvement of the teaching learning process.

- Strongly Agree
- Agree
- Neutral
- Disagree
- Strongly Disagree

16. The institute/ teachers use student centric methods, such as experiential learning, participative learning and problem solving methodologies for enhancing learning experiences.

- To a Great Extent
- Moderate
- Some What
- Very Little
- Not at all

17. Teachers encourage you to participate in extracurricular activities.

- Strongly Agree
- Agree
- Neutral
- Disagree
- Strongly Disagree

18. Efforts are made by the institute/ teachers to inculcate soft skills, life skills and employability skills to make you ready for the world of work.

- To a Great Extent
- Moderate
- Some What
- Very Little
- Not at all

19. What percentage of teachers use ICT tools such as LCD projector, Multimedia, etc. while teaching.

- Above 90%
- 70 - 89%
- 50-69%
- 30-49%
- 0-Below 29%

20. The overall quality of teaching-learning process in your institute is very good.

- Strongly disagree
- Disagree
- Neutral
- Agree
- Strongly agree

21. Give three observations / suggestions to improve the overall teaching – learning experience in your institution.

.....

This form was created inside Lenora Institute of Dental Sciences.

Google Forms

National Assessment and Accreditation Council (NAAC) Student Satisfaction Survey

Key Indicator - 2.7.1 Under Criterion II of Teaching – Learning and Evaluation

Guidelines for Students

NAAC (National Assessment and accreditation council) is conducting a Student Satisfaction Survey regarding Teaching – Learning and Evaluation, which will help to upgrade the quality in higher education. A student will have to respond to all the questions given in the following format with her/his sincere effort and thought. Her/his identity will not be revealed.

Email *

bsudeepthi6105@gmail.com

A) Please confirm this is the first and only time you answer this survey.

Yes

No

B)Age

- 15-20
- 20-25
- 25-30

C)College Name

Lenora institute of dental sciences

D)Gender

- Female
- Male

E) What Degree Program Are You Pursuing Now

- BDS
- MDS
- PG Diploma
- Dental Tech.

F)What subject area are you currently pursuing?

Choose

Instructions to fill the questionnaire●All questions should be compulsorily attempted.●Each question has five responses, choose the most appropriate one.●The response to the qualitative question no. 21 is student's opportunity to give suggestions or improvements; she/he can also mention weaknesses of the institute here. (Kindly restrict your response to teaching learning process only)

Criterion II – Teaching–Learning and Evaluation Student Satisfaction Survey on Teaching Learning Process

Following are questions for online student satisfaction survey regarding teaching learning process.

1. How much of the syllabus was covered in the class?

- 85 to 100%
- 70 to 84 %
- 55 to 69 %
- 30 to 54 %
- 0 Below 30 %

2. How well did the teachers prepare for the classes?

- Thoroughly
- Satisfactorily
- Poorly
- Indifferently
- Won't teach at all

3. How well were the teachers able to communicate?

- Always effective
- Sometimes effective
- Just satisfactorily
- Generally ineffective
- Very poor communication

4. The teacher's approach to teaching can best be described as

- Excellent
- Very good
- Good
- Fair
- Poor

5. Fairness of the internal evaluation process by the teachers.

- Always fair
- Usually fair
- Sometimes unfair
- Usually unfair
- Unfair

6. Was your performance in assignments discussed with you?

- Every time
- Usually
- Occasionally/Sometimes
- Rarely
- Never

7. The institute takes active interest in promoting internship, student exchange, field visit opportunities for students.

- Regularly
- Often
- Sometimes
- Rarely
- Never

8. The teaching and mentoring process in your institution facilitates you in cognitive, social and emotional growth.

- Significantly
- Very well
- Moderately
- Marginally
- Not at all

9. The institution provides multiple opportunities to learn and grow.

- Strongly disagree
- Disagree
- Neutral
- Agree
- Strongly agree

10. Teachers inform you about your expected competencies, course outcomes and programme outcomes.

- Every time
- Usually
- Occasionally/Sometimes
- Rarely
- Never

11. Your mentor does a necessary follow-up with an assigned task to you.

- Every time
- Usually
- Occasionally/Sometimes
- Rarely
- I don't have a mentor

12. The teachers illustrate the concepts through examples and applications.

- Every time
- Usually
- Occasionally/Sometimes
- Rarely
- Never

13. The teachers identify your strengths and encourage you with providing right level of challenges

- Fully
- Reasonably
- Partially
- Slightly
- Unable to

14. Teachers are able to identify your weaknesses and help you to overcome them.

- Every time
- Usually
- Occasionally/Sometimes
- Rarely
- Never

15. The institution makes effort to engage students in the monitoring, review and continuous quality improvement of the teaching learning process.

- Strongly Agree
- Agree
- Neutral
- Disagree
- Strongly Disagree

16. The institute/ teachers use student centric methods, such as experiential learning, participative learning and problem solving methodologies for enhancing learning experiences.

- To a Great Extent
- Moderate
- Some What
- Very Little
- Not at all

17. Teachers encourage you to participate in extracurricular activities.

- Strongly Agree
- Agree
- Neutral
- Disagree
- Strongly Disagree

18. Efforts are made by the institute/ teachers to inculcate soft skills, life skills and employability skills to make you ready for the world of work.

- To a Great Extent
- Moderate
- Some What
- Very Little
- Not at all

19. What percentage of teachers use ICT tools such as LCD projector, Multimedia, etc. while teaching.

- Above 90%
- 70 - 89%
- 50-69%
- 30-49%
- 0-Below 29%

20. The overall quality of teaching-learning process in your institute is very good.

- Strongly disagree
- Disagree
- Neutral
- Agree
- Strongly agree

21. Give three observations / suggestions to improve the overall teaching – learning experience in your institution.

.....

This form was created inside Lenora Institute of Dental Sciences.

Google Forms

National Assessment and Accreditation Council (NAAC) Student Satisfaction Survey

Key Indicator - 2.7.1 Under Criterion II of Teaching – Learning and Evaluation

Guidelines for Students

NAAC (National Assessment and accreditation council) is conducting a Student Satisfaction Survey regarding Teaching – Learning and Evaluation, which will help to upgrade the quality in higher education. A student will have to respond to all the questions given in the following format with her/his sincere effort and thought. Her/his identity will not be revealed.

Email *

revathiketha@gmail.com

A) Please confirm this is the first and only time you answer this survey.

Yes

No

B)Age

- 15-20
- 20-25
- 25-30

C)College Name

Klr lenora institute of dental sciences

D)Gender

- Female
- Male

E) What Degree Program Are You Pursuing Now

- BDS
- MDS
- PG Diploma
- Dental Tech.

F)What subject area are you currently pursuing?

Choose

Instructions to fill the questionnaire●All questions should be compulsorily attempted.●Each question has five responses, choose the most appropriate one.●The response to the qualitative question no. 21 is student's opportunity to give suggestions or improvements; she/he can also mention weaknesses of the institute here. (Kindly restrict your response to teaching learning process only)

Criterion II – Teaching–Learning and Evaluation Student Satisfaction Survey on Teaching Learning Process

Following are questions for online student satisfaction survey regarding teaching learning process.

1. How much of the syllabus was covered in the class?

- 85 to 100%
- 70 to 84 %
- 55 to 69 %
- 30 to 54 %
- 0 Below 30 %

2. How well did the teachers prepare for the classes?

- Thoroughly
- Satisfactorily
- Poorly
- Indifferently
- Won't teach at all

3. How well were the teachers able to communicate?

- Always effective
- Sometimes effective
- Just satisfactorily
- Generally ineffective
- Very poor communication

4. The teacher's approach to teaching can best be described as

- Excellent
- Very good
- Good
- Fair
- Poor

5. Fairness of the internal evaluation process by the teachers.

- Always fair
- Usually fair
- Sometimes unfair
- Usually unfair
- Unfair

6. Was your performance in assignments discussed with you?

- Every time
- Usually
- Occasionally/Sometimes
- Rarely
- Never

7. The institute takes active interest in promoting internship, student exchange, field visit opportunities for students.

- Regularly
- Often
- Sometimes
- Rarely
- Never

8. The teaching and mentoring process in your institution facilitates you in cognitive, social and emotional growth.

- Significantly
- Very well
- Moderately
- Marginally
- Not at all

9. The institution provides multiple opportunities to learn and grow.

- Strongly disagree
- Disagree
- Neutral
- Agree
- Strongly agree

10. Teachers inform you about your expected competencies, course outcomes and programme outcomes.

- Every time
- Usually
- Occasionally/Sometimes
- Rarely
- Never

11. Your mentor does a necessary follow-up with an assigned task to you.

- Every time
- Usually
- Occasionally/Sometimes
- Rarely
- I don't have a mentor

12. The teachers illustrate the concepts through examples and applications.

- Every time
- Usually
- Occasionally/Sometimes
- Rarely
- Never

13. The teachers identify your strengths and encourage you with providing right level of challenges

- Fully
- Reasonably
- Partially
- Slightly
- Unable to

14. Teachers are able to identify your weaknesses and help you to overcome them.

- Every time
- Usually
- Occasionally/Sometimes
- Rarely
- Never

15. The institution makes effort to engage students in the monitoring, review and continuous quality improvement of the teaching learning process.

- Strongly Agree
- Agree
- Neutral
- Disagree
- Strongly Disagree

16. The institute/ teachers use student centric methods, such as experiential learning, participative learning and problem solving methodologies for enhancing learning experiences.

- To a Great Extent
- Moderate
- Some What
- Very Little
- Not at all

17. Teachers encourage you to participate in extracurricular activities.

- Strongly Agree
- Agree
- Neutral
- Disagree
- Strongly Disagree

18. Efforts are made by the institute/ teachers to inculcate soft skills, life skills and employability skills to make you ready for the world of work.

- To a Great Extent
- Moderate
- Some What
- Very Little
- Not at all

19. What percentage of teachers use ICT tools such as LCD projector, Multimedia, etc. while teaching.

- Above 90%
- 70 - 89%
- 50-69%
- 30-49%
- 0-Below 29%

20. The overall quality of teaching-learning process in your institute is very good.

- Strongly disagree
- Disagree
- Neutral
- Agree
- Strongly agree

21. Give three observations / suggestions to improve the overall teaching – learning experience in your institution.

.....

This form was created inside Lenora Institute of Dental Sciences.

Google Forms

National Assessment and Accreditation Council (NAAC) Student Satisfaction Survey

Key Indicator - 2.7.1 Under Criterion II of Teaching – Learning and Evaluation

Guidelines for Students

NAAC (National Assessment and accreditation council) is conducting a Student Satisfaction Survey regarding Teaching – Learning and Evaluation, which will help to upgrade the quality in higher education. A student will have to respond to all the questions given in the following format with her/his sincere effort and thought. Her/his identity will not be revealed.

Email *

bharathsimha305@gmail.com

A) Please confirm this is the first and only time you answer this survey.

Yes

No

B)Age

- 15-20
- 20-25
- 25-30

C)College Name

Lenora institute of dental sciences

D)Gender

- Female
- Male

E) What Degree Program Are You Pursuing Now

- BDS
- MDS
- PG Diploma
- Dental Tech.

F)What subject area are you currently pursuing?

Periodontics ▼

Instructions to fill the questionnaire●All questions should be compulsorily attempted.●Each question has five responses, choose the most appropriate one.●The response to the qualitative question no. 21 is student's opportunity to give suggestions or improvements; she/he can also mention weaknesses of the institute here. (Kindly restrict your response to teaching learning process only)

Criterion II – Teaching–Learning and Evaluation Student Satisfaction Survey on Teaching Learning Process

Following are questions for online student satisfaction survey regarding teaching learning process.

1. How much of the syllabus was covered in the class?

- 85 to 100%
- 70 to 84 %
- 55 to 69 %
- 30 to 54 %
- 0 Below 30 %

2. How well did the teachers prepare for the classes?

- Thoroughly
- Satisfactorily
- Poorly
- Indifferently
- Won't teach at all

3. How well were the teachers able to communicate?

- Always effective
- Sometimes effective
- Just satisfactorily
- Generally ineffective
- Very poor communication

4. The teacher's approach to teaching can best be described as

- Excellent
- Very good
- Good
- Fair
- Poor

5. Fairness of the internal evaluation process by the teachers.

- Always fair
- Usually fair
- Sometimes unfair
- Usually unfair
- Unfair

6. Was your performance in assignments discussed with you?

- Every time
- Usually
- Occasionally/Sometimes
- Rarely
- Never

7. The institute takes active interest in promoting internship, student exchange, field visit opportunities for students.

- Regularly
- Often
- Sometimes
- Rarely
- Never

8. The teaching and mentoring process in your institution facilitates you in cognitive, social and emotional growth.

- Significantly
- Very well
- Moderately
- Marginally
- Not at all

9. The institution provides multiple opportunities to learn and grow.

- Strongly disagree
- Disagree
- Neutral
- Agree
- Strongly agree

10. Teachers inform you about your expected competencies, course outcomes and programme outcomes.

- Every time
- Usually
- Occasionally/Sometimes
- Rarely
- Never

11. Your mentor does a necessary follow-up with an assigned task to you.

- Every time
- Usually
- Occasionally/Sometimes
- Rarely
- I don't have a mentor

12. The teachers illustrate the concepts through examples and applications.

- Every time
- Usually
- Occasionally/Sometimes
- Rarely
- Never

13. The teachers identify your strengths and encourage you with providing right level of challenges

- Fully
- Reasonably
- Partially
- Slightly
- Unable to

14. Teachers are able to identify your weaknesses and help you to overcome them.

- Every time
- Usually
- Occasionally/Sometimes
- Rarely
- Never

15. The institution makes effort to engage students in the monitoring, review and continuous quality improvement of the teaching learning process.

- Strongly Agree
- Agree
- Neutral
- Disagree
- Strongly Disagree

16. The institute/ teachers use student centric methods, such as experiential learning, participative learning and problem solving methodologies for enhancing learning experiences.

- To a Great Extent
- Moderate
- Some What
- Very Little
- Not at all

17. Teachers encourage you to participate in extracurricular activities.

- Strongly Agree
- Agree
- Neutral
- Disagree
- Strongly Disagree

18. Efforts are made by the institute/ teachers to inculcate soft skills, life skills and employability skills to make you ready for the world of work.

- To a Great Extent
- Moderate
- Some What
- Very Little
- Not at all

19. What percentage of teachers use ICT tools such as LCD projector, Multimedia, etc. while teaching.

- Above 90%
- 70 - 89%
- 50-69%
- 30-49%
- 0-Below 29%

20. The overall quality of teaching-learning process in your institute is very good.

- Strongly disagree
- Disagree
- Neutral
- Agree
- Strongly agree

21. Give three observations / suggestions to improve the overall teaching – learning experience in your institution.

Better canteen

Lift

Separate common room for boys and girls

This form was created inside Lenora Institute of Dental Sciences.

Google Forms

National Assessment and Accreditation Council (NAAC) Student Satisfaction Survey

Key Indicator - 2.7.1 Under Criterion II of Teaching – Learning and Evaluation

Guidelines for Students

NAAC (National Assessment and accreditation council) is conducting a Student Satisfaction Survey regarding Teaching – Learning and Evaluation, which will help to upgrade the quality in higher education. A student will have to respond to all the questions given in the following format with her/his sincere effort and thought. Her/his identity will not be revealed.

Email *

maansiammu@gmail.com

A) Please confirm this is the first and only time you answer this survey.

Yes

No

B)Age

- 15-20
- 20-25
- 25-30

C)College Name

Lenora institute of dental sciences

D)Gender

- Female
- Male

E) What Degree Program Are You Pursuing Now

- BDS
- MDS
- PG Diploma
- Dental Tech.

F)What subject area are you currently pursuing?

Choose

Instructions to fill the questionnaire●All questions should be compulsorily attempted.●Each question has five responses, choose the most appropriate one.●The response to the qualitative question no. 21 is student's opportunity to give suggestions or improvements; she/he can also mention weaknesses of the institute here. (Kindly restrict your response to teaching learning process only)

Nil

Criterion II – Teaching–Learning and Evaluation Student Satisfaction Survey on Teaching Learning Process

Following are questions for online student satisfaction survey regarding teaching learning process.

1. How much of the syllabus was covered in the class?

- 85 to 100%
- 70 to 84 %
- 55 to 69 %
- 30 to 54 %
- 0 Below 30 %

2. How well did the teachers prepare for the classes?

- Thoroughly
- Satisfactorily
- Poorly
- Indifferently
- Won't teach at all

3. How well were the teachers able to communicate?

- Always effective
- Sometimes effective
- Just satisfactorily
- Generally ineffective
- Very poor communication

4. The teacher's approach to teaching can best be described as

- Excellent
- Very good
- Good
- Fair
- Poor

5. Fairness of the internal evaluation process by the teachers.

- Always fair
- Usually fair
- Sometimes unfair
- Usually unfair
- Unfair

6. Was your performance in assignments discussed with you?

- Every time
- Usually
- Occasionally/Sometimes
- Rarely
- Never

7. The institute takes active interest in promoting internship, student exchange, field visit opportunities for students.

- Regularly
- Often
- Sometimes
- Rarely
- Never

8. The teaching and mentoring process in your institution facilitates you in cognitive, social and emotional growth.

- Significantly
- Very well
- Moderately
- Marginally
- Not at all

9. The institution provides multiple opportunities to learn and grow.

- Strongly disagree
- Disagree
- Neutral
- Agree
- Strongly agree

10. Teachers inform you about your expected competencies, course outcomes and programme outcomes.

- Every time
- Usually
- Occasionally/Sometimes
- Rarely
- Never

11. Your mentor does a necessary follow-up with an assigned task to you.

- Every time
- Usually
- Occasionally/Sometimes
- Rarely
- I don't have a mentor

12. The teachers illustrate the concepts through examples and applications.

- Every time
- Usually
- Occasionally/Sometimes
- Rarely
- Never

13. The teachers identify your strengths and encourage you with providing right level of challenges

- Fully
- Reasonably
- Partially
- Slightly
- Unable to

14. Teachers are able to identify your weaknesses and help you to overcome them.

- Every time
- Usually
- Occasionally/Sometimes
- Rarely
- Never

15. The institution makes effort to engage students in the monitoring, review and continuous quality improvement of the teaching learning process.

- Strongly Agree
- Agree
- Neutral
- Disagree
- Strongly Disagree

16. The institute/ teachers use student centric methods, such as experiential learning, participative learning and problem solving methodologies for enhancing learning experiences.

- To a Great Extent
- Moderate
- Some What
- Very Little
- Not at all

17. Teachers encourage you to participate in extracurricular activities.

- Strongly Agree
- Agree
- Neutral
- Disagree
- Strongly Disagree

18. Efforts are made by the institute/ teachers to inculcate soft skills, life skills and employability skills to make you ready for the world of work.

- To a Great Extent
- Moderate
- Some What
- Very Little
- Not at all

19. What percentage of teachers use ICT tools such as LCD projector, Multimedia, etc. while teaching.

- Above 90%
- 70 - 89%
- 50-69%
- 30-49%
- 0-Below 29%

20. The overall quality of teaching-learning process in your institute is very good.

Strongly disagree

Disagree

Neutral

Agree

Strongly agree

21. Give three observations / suggestions to improve the overall teaching – learning experience in your institution.

Nil

This form was created inside Lenora Institute of Dental Sciences.

Google Forms

National Assessment and Accreditation Council (NAAC) Student Satisfaction Survey

Key Indicator - 2.7.1 Under Criterion II of Teaching – Learning and Evaluation

Guidelines for Students

NAAC (National Assessment and accreditation council) is conducting a Student Satisfaction Survey regarding Teaching – Learning and Evaluation, which will help to upgrade the quality in higher education. A student will have to respond to all the questions given in the following format with her/his sincere effort and thought. Her/his identity will not be revealed.

Email *

rohithkotipalli2002@gmail.com

A) Please confirm this is the first and only time you answer this survey.

Yes

No

B)Age

- 15-20
- 20-25
- 25-30

C)College Name

Lenora Institute of dental sciences

D)Gender

- Female
- Male

E) What Degree Program Are You Pursuing Now

- BDS
- MDS
- PG Diploma
- Dental Tech.

F)What subject area are you currently pursuing?

Choose

Instructions to fill the questionnaire●All questions should be compulsorily attempted.●Each question has five responses, choose the most appropriate one.●The response to the qualitative question no. 21 is student's opportunity to give suggestions or improvements; she/he can also mention weaknesses of the institute here. (Kindly restrict your response to teaching learning process only)

Criterion II – Teaching–Learning and Evaluation Student Satisfaction Survey on Teaching Learning Process

Following are questions for online student satisfaction survey regarding teaching learning process.

1. How much of the syllabus was covered in the class?

- 85 to 100%
- 70 to 84 %
- 55 to 69 %
- 30 to 54 %
- 0 Below 30 %

2. How well did the teachers prepare for the classes?

- Thoroughly
- Satisfactorily
- Poorly
- Indifferently
- Won't teach at all

3. How well were the teachers able to communicate?

- Always effective
- Sometimes effective
- Just satisfactorily
- Generally ineffective
- Very poor communication

4. The teacher's approach to teaching can best be described as

- Excellent
- Very good
- Good
- Fair
- Poor

5. Fairness of the internal evaluation process by the teachers.

- Always fair
- Usually fair
- Sometimes unfair
- Usually unfair
- Unfair

6. Was your performance in assignments discussed with you?

- Every time
- Usually
- Occasionally/Sometimes
- Rarely
- Never

7. The institute takes active interest in promoting internship, student exchange, field visit opportunities for students.

- Regularly
- Often
- Sometimes
- Rarely
- Never

8. The teaching and mentoring process in your institution facilitates you in cognitive, social and emotional growth.

- Significantly
- Very well
- Moderately
- Marginally
- Not at all

9. The institution provides multiple opportunities to learn and grow.

- Strongly disagree
- Disagree
- Neutral
- Agree
- Strongly agree

10. Teachers inform you about your expected competencies, course outcomes and programme outcomes.

- Every time
- Usually
- Occasionally/Sometimes
- Rarely
- Never

11. Your mentor does a necessary follow-up with an assigned task to you.

- Every time
- Usually
- Occasionally/Sometimes
- Rarely
- I don't have a mentor

12. The teachers illustrate the concepts through examples and applications.

- Every time
- Usually
- Occasionally/Sometimes
- Rarely
- Never

13. The teachers identify your strengths and encourage you with providing right level of challenges

- Fully
- Reasonably
- Partially
- Slightly
- Unable to

14. Teachers are able to identify your weaknesses and help you to overcome them.

- Every time
- Usually
- Occasionally/Sometimes
- Rarely
- Never

15. The institution makes effort to engage students in the monitoring, review and continuous quality improvement of the teaching learning process.

- Strongly Agree
- Agree
- Neutral
- Disagree
- Strongly Disagree

16. The institute/ teachers use student centric methods, such as experiential learning, participative learning and problem solving methodologies for enhancing learning experiences.

- To a Great Extent
- Moderate
- Some What
- Very Little
- Not at all

17. Teachers encourage you to participate in extracurricular activities.

- Strongly Agree
- Agree
- Neutral
- Disagree
- Strongly Disagree

18. Efforts are made by the institute/ teachers to inculcate soft skills, life skills and employability skills to make you ready for the world of work.

- To a Great Extent
- Moderate
- Some What
- Very Little
- Not at all

19. What percentage of teachers use ICT tools such as LCD projector, Multimedia, etc. while teaching.

- Above 90%
- 70 - 89%
- 50-69%
- 30-49%
- 0-Below 29%

20. The overall quality of teaching-learning process in your institute is very good.

- Strongly disagree
- Disagree
- Neutral
- Agree
- Strongly agree

21. Give three observations / suggestions to improve the overall teaching – learning experience in your institution.

.....

This form was created inside Lenora Institute of Dental Sciences.

Google Forms

National Assessment and Accreditation Council (NAAC) Student Satisfaction Survey

Key Indicator - 2.7.1 Under Criterion II of Teaching – Learning and Evaluation

Guidelines for Students

NAAC (National Assessment and accreditation council) is conducting a Student Satisfaction Survey regarding Teaching – Learning and Evaluation, which will help to upgrade the quality in higher education. A student will have to respond to all the questions given in the following format with her/his sincere effort and thought. Her/his identity will not be revealed.

Email *

sriramvenkatamounica@gmail.com

A) Please confirm this is the first and only time you answer this survey.

Yes

No

B)Age

- 15-20
- 20-25
- 25-30

C)College Name

KLR'S Lenora dental college

D)Gender

- Female
- Male

E) What Degree Program Are You Pursuing Now

- BDS
- MDS
- PG Diploma
- Dental Tech.

F)What subject area are you currently pursuing?

Choose

Instructions to fill the questionnaire●All questions should be compulsorily attempted.●Each question has five responses, choose the most appropriate one.●The response to the qualitative question no. 21 is student's opportunity to give suggestions or improvements; she/he can also mention weaknesses of the institute here. (Kindly restrict your response to teaching learning process only)

Okk

Criterion II – Teaching–Learning and Evaluation Student Satisfaction Survey on Teaching Learning Process

Following are questions for online student satisfaction survey regarding teaching learning process.

1. How much of the syllabus was covered in the class?

- 85 to 100%
- 70 to 84 %
- 55 to 69 %
- 30 to 54 %
- 0 Below 30 %

2. How well did the teachers prepare for the classes?

- Thoroughly
- Satisfactorily
- Poorly
- Indifferently
- Won't teach at all

3. How well were the teachers able to communicate?

- Always effective
- Sometimes effective
- Just satisfactorily
- Generally ineffective
- Very poor communication

4. The teacher's approach to teaching can best be described as

- Excellent
- Very good
- Good
- Fair
- Poor

5. Fairness of the internal evaluation process by the teachers.

- Always fair
- Usually fair
- Sometimes unfair
- Usually unfair
- Unfair

6. Was your performance in assignments discussed with you?

- Every time
- Usually
- Occasionally/Sometimes
- Rarely
- Never

7. The institute takes active interest in promoting internship, student exchange, field visit opportunities for students.

- Regularly
- Often
- Sometimes
- Rarely
- Never

8. The teaching and mentoring process in your institution facilitates you in cognitive, social and emotional growth.

- Significantly
- Very well
- Moderately
- Marginally
- Not at all

9. The institution provides multiple opportunities to learn and grow.

- Strongly disagree
- Disagree
- Neutral
- Agree
- Strongly agree

10. Teachers inform you about your expected competencies, course outcomes and programme outcomes.

- Every time
- Usually
- Occasionally/Sometimes
- Rarely
- Never

11. Your mentor does a necessary follow-up with an assigned task to you.

- Every time
- Usually
- Occasionally/Sometimes
- Rarely
- I don't have a mentor

12. The teachers illustrate the concepts through examples and applications.

- Every time
- Usually
- Occasionally/Sometimes
- Rarely
- Never

13. The teachers identify your strengths and encourage you with providing right level of challenges

- Fully
- Reasonably
- Partially
- Slightly
- Unable to

14. Teachers are able to identify your weaknesses and help you to overcome them.

- Every time
- Usually
- Occasionally/Sometimes
- Rarely
- Never

15. The institution makes effort to engage students in the monitoring, review and continuous quality improvement of the teaching learning process.

- Strongly Agree
- Agree
- Neutral
- Disagree
- Strongly Disagree

16. The institute/ teachers use student centric methods, such as experiential learning, participative learning and problem solving methodologies for enhancing learning experiences.

- To a Great Extent
- Moderate
- Some What
- Very Little
- Not at all

17. Teachers encourage you to participate in extracurricular activities.

- Strongly Agree
- Agree
- Neutral
- Disagree
- Strongly Disagree

18. Efforts are made by the institute/ teachers to inculcate soft skills, life skills and employability skills to make you ready for the world of work.

- To a Great Extent
- Moderate
- Some What
- Very Little
- Not at all

19. What percentage of teachers use ICT tools such as LCD projector, Multimedia, etc. while teaching.

- Above 90%
- 70 - 89%
- 50-69%
- 30-49%
- 0-Below 29%

20. The overall quality of teaching-learning process in your institute is very good.

- Strongly disagree
- Disagree
- Neutral
- Agree
- Strongly agree

21. Give three observations / suggestions to improve the overall teaching – learning experience in your institution.

.....

This form was created inside Lenora Institute of Dental Sciences.

Google Forms

National Assessment and Accreditation Council (NAAC) Student Satisfaction Survey

Key Indicator - 2.7.1 Under Criterion II of Teaching – Learning and Evaluation

Guidelines for Students

NAAC (National Assessment and accreditation council) is conducting a Student Satisfaction Survey regarding Teaching – Learning and Evaluation, which will help to upgrade the quality in higher education. A student will have to respond to all the questions given in the following format with her/his sincere effort and thought. Her/his identity will not be revealed.

Email *

sushmasharon2907@gmail.com

A) Please confirm this is the first and only time you answer this survey.

Yes

No

B)Age

- 15-20
- 20-25
- 25-30

C)College Name

Lenora institute of dental sciences

D)Gender

- Female
- Male

E) What Degree Program Are You Pursuing Now

- BDS
- MDS
- PG Diploma
- Dental Tech.

F)What subject area are you currently pursuing?

Choose ▼

Instructions to fill the questionnaire●All questions should be compulsorily attempted.●Each question has five responses, choose the most appropriate one.●The response to the qualitative question no. 21 is student's opportunity to give suggestions or improvements; she/he can also mention weaknesses of the institute here. (Kindly restrict your response to teaching learning process only)

Criterion II – Teaching–Learning and Evaluation Student Satisfaction Survey on Teaching Learning Process

Following are questions for online student satisfaction survey regarding teaching learning process.

1. How much of the syllabus was covered in the class?

- 85 to 100%
- 70 to 84 %
- 55 to 69 %
- 30 to 54 %
- 0 Below 30 %

2. How well did the teachers prepare for the classes?

- Thoroughly
- Satisfactorily
- Poorly
- Indifferently
- Won't teach at all

3. How well were the teachers able to communicate?

- Always effective
- Sometimes effective
- Just satisfactorily
- Generally ineffective
- Very poor communication

4. The teacher's approach to teaching can best be described as

- Excellent
- Very good
- Good
- Fair
- Poor

5. Fairness of the internal evaluation process by the teachers.

- Always fair
- Usually fair
- Sometimes unfair
- Usually unfair
- Unfair

6. Was your performance in assignments discussed with you?

- Every time
- Usually
- Occasionally/Sometimes
- Rarely
- Never

7. The institute takes active interest in promoting internship, student exchange, field visit opportunities for students.

- Regularly
- Often
- Sometimes
- Rarely
- Never

8. The teaching and mentoring process in your institution facilitates you in cognitive, social and emotional growth.

- Significantly
- Very well
- Moderately
- Marginally
- Not at all

9. The institution provides multiple opportunities to learn and grow.

- Strongly disagree
- Disagree
- Neutral
- Agree
- Strongly agree

10. Teachers inform you about your expected competencies, course outcomes and programme outcomes.

- Every time
- Usually
- Occasionally/Sometimes
- Rarely
- Never

11. Your mentor does a necessary follow-up with an assigned task to you.

- Every time
- Usually
- Occasionally/Sometimes
- Rarely
- I don't have a mentor

12. The teachers illustrate the concepts through examples and applications.

- Every time
- Usually
- Occasionally/Sometimes
- Rarely
- Never

13. The teachers identify your strengths and encourage you with providing right level of challenges

- Fully
- Reasonably
- Partially
- Slightly
- Unable to

14. Teachers are able to identify your weaknesses and help you to overcome them.

- Every time
- Usually
- Occasionally/Sometimes
- Rarely
- Never

15. The institution makes effort to engage students in the monitoring, review and continuous quality improvement of the teaching learning process.

- Strongly Agree
- Agree
- Neutral
- Disagree
- Strongly Disagree

16. The institute/ teachers use student centric methods, such as experiential learning, participative learning and problem solving methodologies for enhancing learning experiences.

- To a Great Extent
- Moderate
- Some What
- Very Little
- Not at all

17. Teachers encourage you to participate in extracurricular activities.

- Strongly Agree
- Agree
- Neutral
- Disagree
- Strongly Disagree

18. Efforts are made by the institute/ teachers to inculcate soft skills, life skills and employability skills to make you ready for the world of work.

- To a Great Extent
- Moderate
- Some What
- Very Little
- Not at all

19. What percentage of teachers use ICT tools such as LCD projector, Multimedia, etc. while teaching.

- Above 90%
- 70 - 89%
- 50-69%
- 30-49%
- 0-Below 29%

20. The overall quality of teaching-learning process in your institute is very good.

- Strongly disagree
- Disagree
- Neutral
- Agree
- Strongly agree

21. Give three observations / suggestions to improve the overall teaching – learning experience in your institution.

Good projector with proper cpu
Sound system

This form was created inside Lenora Institute of Dental Sciences.

Google Forms

National Assessment and Accreditation Council (NAAC) Student Satisfaction Survey

Key Indicator - 2.7.1 Under Criterion II of Teaching – Learning and Evaluation

Guidelines for Students

NAAC (National Assessment and accreditation council) is conducting a Student Satisfaction Survey regarding Teaching – Learning and Evaluation, which will help to upgrade the quality in higher education. A student will have to respond to all the questions given in the following format with her/his sincere effort and thought. Her/his identity will not be revealed.

Email *

velagapudijayasree@gmail.com

A) Please confirm this is the first and only time you answer this survey.

Yes

No

B)Age

- 15-20
- 20-25
- 25-30

C)College Name

Lenora Institute of dental sciences

D)Gender

- Female
- Male

E) What Degree Program Are You Pursuing Now

- BDS
- MDS
- PG Diploma
- Dental Tech.

F)What subject area are you currently pursuing?

Choose 

Instructions to fill the questionnaire●All questions should be compulsorily attempted.●Each question has five responses, choose the most appropriate one.●The response to the qualitative question no. 21 is student's opportunity to give suggestions or improvements; she/he can also mention weaknesses of the institute here. (Kindly restrict your response to teaching learning process only)

Criterion II – Teaching–Learning and Evaluation Student Satisfaction Survey on Teaching Learning Process

Following are questions for online student satisfaction survey regarding teaching learning process.

1. How much of the syllabus was covered in the class?

- 85 to 100%
- 70 to 84 %
- 55 to 69 %
- 30 to 54 %
- 0 Below 30 %

2. How well did the teachers prepare for the classes?

- Thoroughly
- Satisfactorily
- Poorly
- Indifferently
- Won't teach at all

3. How well were the teachers able to communicate?

- Always effective
- Sometimes effective
- Just satisfactorily
- Generally ineffective
- Very poor communication

4. The teacher's approach to teaching can best be described as

- Excellent
- Very good
- Good
- Fair
- Poor

5. Fairness of the internal evaluation process by the teachers.

- Always fair
- Usually fair
- Sometimes unfair
- Usually unfair
- Unfair

6. Was your performance in assignments discussed with you?

- Every time
- Usually
- Occasionally/Sometimes
- Rarely
- Never

7. The institute takes active interest in promoting internship, student exchange, field visit opportunities for students.

- Regularly
- Often
- Sometimes
- Rarely
- Never

8. The teaching and mentoring process in your institution facilitates you in cognitive, social and emotional growth.

- Significantly
- Very well
- Moderately
- Marginally
- Not at all

9. The institution provides multiple opportunities to learn and grow.

- Strongly disagree
- Disagree
- Neutral
- Agree
- Strongly agree

10. Teachers inform you about your expected competencies, course outcomes and programme outcomes.

- Every time
- Usually
- Occasionally/Sometimes
- Rarely
- Never

11. Your mentor does a necessary follow-up with an assigned task to you.

- Every time
- Usually
- Occasionally/Sometimes
- Rarely
- I don't have a mentor

12. The teachers illustrate the concepts through examples and applications.

- Every time
- Usually
- Occasionally/Sometimes
- Rarely
- Never

13. The teachers identify your strengths and encourage you with providing right level of challenges

- Fully
- Reasonably
- Partially
- Slightly
- Unable to

14. Teachers are able to identify your weaknesses and help you to overcome them.

- Every time
- Usually
- Occasionally/Sometimes
- Rarely
- Never

15. The institution makes effort to engage students in the monitoring, review and continuous quality improvement of the teaching learning process.

- Strongly Agree
- Agree
- Neutral
- Disagree
- Strongly Disagree

16. The institute/ teachers use student centric methods, such as experiential learning, participative learning and problem solving methodologies for enhancing learning experiences.

- To a Great Extent
- Moderate
- Some What
- Very Little
- Not at all

17. Teachers encourage you to participate in extracurricular activities.

- Strongly Agree
- Agree
- Neutral
- Disagree
- Strongly Disagree

18. Efforts are made by the institute/ teachers to inculcate soft skills, life skills and employability skills to make you ready for the world of work.

- To a Great Extent
- Moderate
- Some What
- Very Little
- Not at all

19. What percentage of teachers use ICT tools such as LCD projector, Multimedia, etc. while teaching.

- Above 90%
- 70 - 89%
- 50-69%
- 30-49%
- 0-Below 29%

20. The overall quality of teaching-learning process in your institute is very good.

Strongly disagree

Disagree

Neutral

Agree

Strongly agree

21. Give three observations / suggestions to improve the overall teaching – learning experience in your institution.

.....

This form was created inside Lenora Institute of Dental Sciences.

Google Forms

National Assessment and Accreditation Council (NAAC) Student Satisfaction Survey

Key Indicator - 2.7.1 Under Criterion II of Teaching – Learning and Evaluation

Guidelines for Students

NAAC (National Assessment and accreditation council) is conducting a Student Satisfaction Survey regarding Teaching – Learning and Evaluation, which will help to upgrade the quality in higher education. A student will have to respond to all the questions given in the following format with her/his sincere effort and thought. Her/his identity will not be revealed.

Email *

jeevitha.bds1742@lids.ac.in

A) Please confirm this is the first and only time you answer this survey.

Yes

No

B)Age

- 15-20
- 20-25
- 25-30

C)College Name

Klr Lenora institute of dental sciences

D)Gender

- Female
- Male

E) What Degree Program Are You Pursuing Now

- BDS
- MDS
- PG Diploma
- Dental Tech.

F)What subject area are you currently pursuing?

Choose

Instructions to fill the questionnaire●All questions should be compulsorily attempted.●Each question has five responses, choose the most appropriate one.●The response to the qualitative question no. 21 is student's opportunity to give suggestions or improvements; she/he can also mention weaknesses of the institute here. (Kindly restrict your response to teaching learning process only)

Criterion II – Teaching–Learning and Evaluation Student Satisfaction Survey on Teaching Learning Process

Following are questions for online student satisfaction survey regarding teaching learning process.

1. How much of the syllabus was covered in the class?

- 85 to 100%
- 70 to 84 %
- 55 to 69 %
- 30 to 54 %
- 0 Below 30 %

2. How well did the teachers prepare for the classes?

- Thoroughly
- Satisfactorily
- Poorly
- Indifferently
- Won't teach at all

3. How well were the teachers able to communicate?

- Always effective
- Sometimes effective
- Just satisfactorily
- Generally ineffective
- Very poor communication

4. The teacher's approach to teaching can best be described as

- Excellent
- Very good
- Good
- Fair
- Poor

5. Fairness of the internal evaluation process by the teachers.

- Always fair
- Usually fair
- Sometimes unfair
- Usually unfair
- Unfair

6. Was your performance in assignments discussed with you?

- Every time
- Usually
- Occasionally/Sometimes
- Rarely
- Never

7. The institute takes active interest in promoting internship, student exchange, field visit opportunities for students.

- Regularly
- Often
- Sometimes
- Rarely
- Never

8. The teaching and mentoring process in your institution facilitates you in cognitive, social and emotional growth.

- Significantly
- Very well
- Moderately
- Marginally
- Not at all

9. The institution provides multiple opportunities to learn and grow.

- Strongly disagree
- Disagree
- Neutral
- Agree
- Strongly agree

10. Teachers inform you about your expected competencies, course outcomes and programme outcomes.

- Every time
- Usually
- Occasionally/Sometimes
- Rarely
- Never

11. Your mentor does a necessary follow-up with an assigned task to you.

- Every time
- Usually
- Occasionally/Sometimes
- Rarely
- I don't have a mentor

12. The teachers illustrate the concepts through examples and applications.

- Every time
- Usually
- Occasionally/Sometimes
- Rarely
- Never

13. The teachers identify your strengths and encourage you with providing right level of challenges

- Fully
- Reasonably
- Partially
- Slightly
- Unable to

14. Teachers are able to identify your weaknesses and help you to overcome them.

- Every time
- Usually
- Occasionally/Sometimes
- Rarely
- Never

15. The institution makes effort to engage students in the monitoring, review and continuous quality improvement of the teaching learning process.

- Strongly Agree
- Agree
- Neutral
- Disagree
- Strongly Disagree

16. The institute/ teachers use student centric methods, such as experiential learning, participative learning and problem solving methodologies for enhancing learning experiences.

- To a Great Extent
- Moderate
- Some What
- Very Little
- Not at all

17. Teachers encourage you to participate in extracurricular activities.

- Strongly Agree
- Agree
- Neutral
- Disagree
- Strongly Disagree

18. Efforts are made by the institute/ teachers to inculcate soft skills, life skills and employability skills to make you ready for the world of work.

- To a Great Extent
- Moderate
- Some What
- Very Little
- Not at all

19. What percentage of teachers use ICT tools such as LCD projector, Multimedia, etc. while teaching.

- Above 90%
- 70 - 89%
- 50-69%
- 30-49%
- 0-Below 29%

20. The overall quality of teaching-learning process in your institute is very good.

- Strongly disagree
- Disagree
- Neutral
- Agree
- Strongly agree

21. Give three observations / suggestions to improve the overall teaching – learning experience in your institution.

.....

This form was created inside Lenora Institute of Dental Sciences.

Google Forms

National Assessment and Accreditation Council (NAAC) Student Satisfaction Survey

Key Indicator - 2.7.1 Under Criterion II of Teaching – Learning and Evaluation

Guidelines for Students

NAAC (National Assessment and accreditation council) is conducting a Student Satisfaction Survey regarding Teaching – Learning and Evaluation, which will help to upgrade the quality in higher education. A student will have to respond to all the questions given in the following format with her/his sincere effort and thought. Her/his identity will not be revealed.

Email *

gavaralp17@gmail.com

A) Please confirm this is the first and only time you answer this survey.

Yes

No

B)Age

- 15-20
- 20-25
- 25-30

C)College Name

Lenora dental college

D)Gender

- Female
- Male

E) What Degree Program Are You Pursuing Now

- BDS
- MDS
- PG Diploma
- Dental Tech.

F)What subject area are you currently pursuing?

Prosthodontics ▼

Instructions to fill the questionnaire●All questions should be compulsorily attempted.●Each question has five responses, choose the most appropriate one.●The response to the qualitative question no. 21 is student's opportunity to give suggestions or improvements; she/he can also mention weaknesses of the institute here. (Kindly restrict your response to teaching learning process only)

Criterion II – Teaching–Learning and Evaluation Student Satisfaction Survey on Teaching Learning Process

Following are questions for online student satisfaction survey regarding teaching learning process.

1. How much of the syllabus was covered in the class?

- 85 to 100%
- 70 to 84 %
- 55 to 69 %
- 30 to 54 %
- 0 Below 30 %

2. How well did the teachers prepare for the classes?

- Thoroughly
- Satisfactorily
- Poorly
- Indifferently
- Won't teach at all

3. How well were the teachers able to communicate?

- Always effective
- Sometimes effective
- Just satisfactorily
- Generally ineffective
- Very poor communication

4. The teacher's approach to teaching can best be described as

- Excellent
- Very good
- Good
- Fair
- Poor

5. Fairness of the internal evaluation process by the teachers.

- Always fair
- Usually fair
- Sometimes unfair
- Usually unfair
- Unfair

6. Was your performance in assignments discussed with you?

- Every time
- Usually
- Occasionally/Sometimes
- Rarely
- Never

7. The institute takes active interest in promoting internship, student exchange, field visit opportunities for students.

- Regularly
- Often
- Sometimes
- Rarely
- Never

8. The teaching and mentoring process in your institution facilitates you in cognitive, social and emotional growth.

- Significantly
- Very well
- Moderately
- Marginally
- Not at all

9. The institution provides multiple opportunities to learn and grow.

- Strongly disagree
- Disagree
- Neutral
- Agree
- Strongly agree

10. Teachers inform you about your expected competencies, course outcomes and programme outcomes.

- Every time
- Usually
- Occasionally/Sometimes
- Rarely
- Never

11. Your mentor does a necessary follow-up with an assigned task to you.

- Every time
- Usually
- Occasionally/Sometimes
- Rarely
- I don't have a mentor

12. The teachers illustrate the concepts through examples and applications.

- Every time
- Usually
- Occasionally/Sometimes
- Rarely
- Never

13. The teachers identify your strengths and encourage you with providing right level of challenges

- Fully
- Reasonably
- Partially
- Slightly
- Unable to

14. Teachers are able to identify your weaknesses and help you to overcome them.

- Every time
- Usually
- Occasionally/Sometimes
- Rarely
- Never

15. The institution makes effort to engage students in the monitoring, review and continuous quality improvement of the teaching learning process.

- Strongly Agree
- Agree
- Neutral
- Disagree
- Strongly Disagree

16. The institute/ teachers use student centric methods, such as experiential learning, participative learning and problem solving methodologies for enhancing learning experiences.

- To a Great Extent
- Moderate
- Some What
- Very Little
- Not at all

17. Teachers encourage you to participate in extracurricular activities.

- Strongly Agree
- Agree
- Neutral
- Disagree
- Strongly Disagree

18. Efforts are made by the institute/ teachers to inculcate soft skills, life skills and employability skills to make you ready for the world of work.

- To a Great Extent
- Moderate
- Some What
- Very Little
- Not at all

19. What percentage of teachers use ICT tools such as LCD projector, Multimedia, etc. while teaching.

- Above 90%
- 70 - 89%
- 50-69%
- 30-49%
- 0-Below 29%

20. The overall quality of teaching-learning process in your institute is very good.

- Strongly disagree
- Disagree
- Neutral
- Agree
- Strongly agree

21. Give three observations / suggestions to improve the overall teaching – learning experience in your institution.

Everything is good...nothing is needed more than this

This form was created inside Lenora Institute of Dental Sciences.

Google Forms

National Assessment and Accreditation Council (NAAC) Student Satisfaction Survey

Key Indicator - 2.7.1 Under Criterion II of Teaching – Learning and Evaluation

Guidelines for Students

NAAC (National Assessment and accreditation council) is conducting a Student Satisfaction Survey regarding Teaching – Learning and Evaluation, which will help to upgrade the quality in higher education. A student will have to respond to all the questions given in the following format with her/his sincere effort and thought. Her/his identity will not be revealed.

Email *

pavankumar.bds1896@lids.ac.in

A) Please confirm this is the first and only time you answer this survey.

Yes

No

B)Age

- 15-20
- 20-25
- 25-30

C)College Name

Lenora institute of dental sciences

D)Gender

- Female
- Male

E) What Degree Program Are You Pursuing Now

- BDS
- MDS
- PG Diploma
- Dental Tech.

F)What subject area are you currently pursuing?

Choose

Instructions to fill the questionnaire●All questions should be compulsorily attempted.●Each question has five responses, choose the most appropriate one.●The response to the qualitative question no. 21 is student's opportunity to give suggestions or improvements; she/he can also mention weaknesses of the institute here. (Kindly restrict your response to teaching learning process only)

Criterion II – Teaching–Learning and Evaluation Student Satisfaction Survey on Teaching Learning Process

Following are questions for online student satisfaction survey regarding teaching learning process.

1. How much of the syllabus was covered in the class?

- 85 to 100%
- 70 to 84 %
- 55 to 69 %
- 30 to 54 %
- 0 Below 30 %

2. How well did the teachers prepare for the classes?

- Thoroughly
- Satisfactorily
- Poorly
- Indifferently
- Won't teach at all

3. How well were the teachers able to communicate?

- Always effective
- Sometimes effective
- Just satisfactorily
- Generally ineffective
- Very poor communication

4. The teacher's approach to teaching can best be described as

- Excellent
- Very good
- Good
- Fair
- Poor

5. Fairness of the internal evaluation process by the teachers.

- Always fair
- Usually fair
- Sometimes unfair
- Usually unfair
- Unfair

6. Was your performance in assignments discussed with you?

- Every time
- Usually
- Occasionally/Sometimes
- Rarely
- Never

7. The institute takes active interest in promoting internship, student exchange, field visit opportunities for students.

- Regularly
- Often
- Sometimes
- Rarely
- Never

8. The teaching and mentoring process in your institution facilitates you in cognitive, social and emotional growth.

- Significantly
- Very well
- Moderately
- Marginally
- Not at all

9. The institution provides multiple opportunities to learn and grow.

- Strongly disagree
- Disagree
- Neutral
- Agree
- Strongly agree

10. Teachers inform you about your expected competencies, course outcomes and programme outcomes.

- Every time
- Usually
- Occasionally/Sometimes
- Rarely
- Never

11. Your mentor does a necessary follow-up with an assigned task to you.

- Every time
- Usually
- Occasionally/Sometimes
- Rarely
- I don't have a mentor

12. The teachers illustrate the concepts through examples and applications.

- Every time
- Usually
- Occasionally/Sometimes
- Rarely
- Never

13. The teachers identify your strengths and encourage you with providing right level of challenges

- Fully
- Reasonably
- Partially
- Slightly
- Unable to

14. Teachers are able to identify your weaknesses and help you to overcome them.

- Every time
- Usually
- Occasionally/Sometimes
- Rarely
- Never

15. The institution makes effort to engage students in the monitoring, review and continuous quality improvement of the teaching learning process.

- Strongly Agree
- Agree
- Neutral
- Disagree
- Strongly Disagree

16. The institute/ teachers use student centric methods, such as experiential learning, participative learning and problem solving methodologies for enhancing learning experiences.

- To a Great Extent
- Moderate
- Some What
- Very Little
- Not at all

17. Teachers encourage you to participate in extracurricular activities.

- Strongly Agree
- Agree
- Neutral
- Disagree
- Strongly Disagree

18. Efforts are made by the institute/ teachers to inculcate soft skills, life skills and employability skills to make you ready for the world of work.

- To a Great Extent
- Moderate
- Some What
- Very Little
- Not at all

19. What percentage of teachers use ICT tools such as LCD projector, Multimedia, etc. while teaching.

- Above 90%
- 70 - 89%
- 50-69%
- 30-49%
- 0-Below 29%

20. The overall quality of teaching-learning process in your institute is very good.

- Strongly disagree
- Disagree
- Neutral
- Agree
- Strongly agree

21. Give three observations / suggestions to improve the overall teaching – learning experience in your institution.

.....

This form was created inside Lenora Institute of Dental Sciences.

Google Forms

National Assessment and Accreditation Council (NAAC) Student Satisfaction Survey

Key Indicator - 2.7.1 Under Criterion II of Teaching – Learning and Evaluation

Guidelines for Students

NAAC (National Assessment and accreditation council) is conducting a Student Satisfaction Survey regarding Teaching – Learning and Evaluation, which will help to upgrade the quality in higher education. A student will have to respond to all the questions given in the following format with her/his sincere effort and thought. Her/his identity will not be revealed.

Email *

yaminisatyasagarika.bds1852@lids.ac.in

A) Please confirm this is the first and only time you answer this survey.

Yes

No

B)Age

- 15-20
- 20-25
- 25-30

C)College Name

Lenora institute of dental sciences

D)Gender

- Female
- Male

E) What Degree Program Are You Pursuing Now

- BDS
- MDS
- PG Diploma
- Dental Tech.

F)What subject area are you currently pursuing?

Choose

Instructions to fill the questionnaire●All questions should be compulsorily attempted.●Each question has five responses, choose the most appropriate one.●The response to the qualitative question no. 21 is student's opportunity to give suggestions or improvements; she/he can also mention weaknesses of the institute here. (Kindly restrict your response to teaching learning process only)

Criterion II – Teaching–Learning and Evaluation Student Satisfaction Survey on Teaching Learning Process

Following are questions for online student satisfaction survey regarding teaching learning process.

1. How much of the syllabus was covered in the class?

- 85 to 100%
- 70 to 84 %
- 55 to 69 %
- 30 to 54 %
- 0 Below 30 %

2. How well did the teachers prepare for the classes?

- Thoroughly
- Satisfactorily
- Poorly
- Indifferently
- Won't teach at all

3. How well were the teachers able to communicate?

- Always effective
- Sometimes effective
- Just satisfactorily
- Generally ineffective
- Very poor communication

4. The teacher's approach to teaching can best be described as

- Excellent
- Very good
- Good
- Fair
- Poor

5. Fairness of the internal evaluation process by the teachers.

- Always fair
- Usually fair
- Sometimes unfair
- Usually unfair
- Unfair

6. Was your performance in assignments discussed with you?

- Every time
- Usually
- Occasionally/Sometimes
- Rarely
- Never

7. The institute takes active interest in promoting internship, student exchange, field visit opportunities for students.

- Regularly
- Often
- Sometimes
- Rarely
- Never

8. The teaching and mentoring process in your institution facilitates you in cognitive, social and emotional growth.

- Significantly
- Very well
- Moderately
- Marginally
- Not at all

9. The institution provides multiple opportunities to learn and grow.

- Strongly disagree
- Disagree
- Neutral
- Agree
- Strongly agree

10. Teachers inform you about your expected competencies, course outcomes and programme outcomes.

- Every time
- Usually
- Occasionally/Sometimes
- Rarely
- Never

11. Your mentor does a necessary follow-up with an assigned task to you.

- Every time
- Usually
- Occasionally/Sometimes
- Rarely
- I don't have a mentor

12. The teachers illustrate the concepts through examples and applications.

- Every time
- Usually
- Occasionally/Sometimes
- Rarely
- Never

13. The teachers identify your strengths and encourage you with providing right level of challenges

- Fully
- Reasonably
- Partially
- Slightly
- Unable to

14. Teachers are able to identify your weaknesses and help you to overcome them.

- Every time
- Usually
- Occasionally/Sometimes
- Rarely
- Never

15. The institution makes effort to engage students in the monitoring, review and continuous quality improvement of the teaching learning process.

- Strongly Agree
- Agree
- Neutral
- Disagree
- Strongly Disagree

16. The institute/ teachers use student centric methods, such as experiential learning, participative learning and problem solving methodologies for enhancing learning experiences.

- To a Great Extent
- Moderate
- Some What
- Very Little
- Not at all

17. Teachers encourage you to participate in extracurricular activities.

- Strongly Agree
- Agree
- Neutral
- Disagree
- Strongly Disagree

18. Efforts are made by the institute/ teachers to inculcate soft skills, life skills and employability skills to make you ready for the world of work.

- To a Great Extent
- Moderate
- Some What
- Very Little
- Not at all

19. What percentage of teachers use ICT tools such as LCD projector, Multimedia, etc. while teaching.

- Above 90%
- 70 - 89%
- 50-69%
- 30-49%
- 0-Below 29%

20. The overall quality of teaching-learning process in your institute is very good.

- Strongly disagree
- Disagree
- Neutral
- Agree
- Strongly agree

21. Give three observations / suggestions to improve the overall teaching – learning experience in your institution.

Everything is fine

This form was created inside Lenora Institute of Dental Sciences.

Google Forms

National Assessment and Accreditation Council (NAAC) Student Satisfaction Survey

Key Indicator - 2.7.1 Under Criterion II of Teaching – Learning and Evaluation

Guidelines for Students

NAAC (National Assessment and accreditation council) is conducting a Student Satisfaction Survey regarding Teaching – Learning and Evaluation, which will help to upgrade the quality in higher education. A student will have to respond to all the questions given in the following format with her/his sincere effort and thought. Her/his identity will not be revealed.

Email *

anjalinalla2000@gmail.com

A) Please confirm this is the first and only time you answer this survey.

Yes

No

B)Age

- 15-20
- 20-25
- 25-30

C)College Name

Lenora institute of dental sciences

D)Gender

- Female
- Male

E) What Degree Program Are You Pursuing Now

- BDS
- MDS
- PG Diploma
- Dental Tech.

F)What subject area are you currently pursuing?

Choose

Instructions to fill the questionnaire●All questions should be compulsorily attempted.●Each question has five responses, choose the most appropriate one.●The response to the qualitative question no. 21 is student's opportunity to give suggestions or improvements; she/he can also mention weaknesses of the institute here. (Kindly restrict your response to teaching learning process only)

Criterion II – Teaching–Learning and Evaluation Student Satisfaction Survey on Teaching Learning Process

Following are questions for online student satisfaction survey regarding teaching learning process.

1. How much of the syllabus was covered in the class?

- 85 to 100%
- 70 to 84 %
- 55 to 69 %
- 30 to 54 %
- 0 Below 30 %

2. How well did the teachers prepare for the classes?

- Thoroughly
- Satisfactorily
- Poorly
- Indifferently
- Won't teach at all

3. How well were the teachers able to communicate?

- Always effective
- Sometimes effective
- Just satisfactorily
- Generally ineffective
- Very poor communication

4. The teacher's approach to teaching can best be described as

- Excellent
- Very good
- Good
- Fair
- Poor

5. Fairness of the internal evaluation process by the teachers.

- Always fair
- Usually fair
- Sometimes unfair
- Usually unfair
- Unfair

6. Was your performance in assignments discussed with you?

- Every time
- Usually
- Occasionally/Sometimes
- Rarely
- Never

7. The institute takes active interest in promoting internship, student exchange, field visit opportunities for students.

- Regularly
- Often
- Sometimes
- Rarely
- Never

8. The teaching and mentoring process in your institution facilitates you in cognitive, social and emotional growth.

- Significantly
- Very well
- Moderately
- Marginally
- Not at all

9. The institution provides multiple opportunities to learn and grow.

- Strongly disagree
- Disagree
- Neutral
- Agree
- Strongly agree

10. Teachers inform you about your expected competencies, course outcomes and programme outcomes.

- Every time
- Usually
- Occasionally/Sometimes
- Rarely
- Never

11. Your mentor does a necessary follow-up with an assigned task to you.

- Every time
- Usually
- Occasionally/Sometimes
- Rarely
- I don't have a mentor

12. The teachers illustrate the concepts through examples and applications.

- Every time
- Usually
- Occasionally/Sometimes
- Rarely
- Never

13. The teachers identify your strengths and encourage you with providing right level of challenges

- Fully
- Reasonably
- Partially
- Slightly
- Unable to

14. Teachers are able to identify your weaknesses and help you to overcome them.

- Every time
- Usually
- Occasionally/Sometimes
- Rarely
- Never

15. The institution makes effort to engage students in the monitoring, review and continuous quality improvement of the teaching learning process.

- Strongly Agree
- Agree
- Neutral
- Disagree
- Strongly Disagree

16. The institute/ teachers use student centric methods, such as experiential learning, participative learning and problem solving methodologies for enhancing learning experiences.

- To a Great Extent
- Moderate
- Some What
- Very Little
- Not at all

17. Teachers encourage you to participate in extracurricular activities.

- Strongly Agree
- Agree
- Neutral
- Disagree
- Strongly Disagree

18. Efforts are made by the institute/ teachers to inculcate soft skills, life skills and employability skills to make you ready for the world of work.

- To a Great Extent
- Moderate
- Some What
- Very Little
- Not at all

19. What percentage of teachers use ICT tools such as LCD projector, Multimedia, etc. while teaching.

- Above 90%
- 70 - 89%
- 50-69%
- 30-49%
- 0-Below 29%

20. The overall quality of teaching-learning process in your institute is very good.

Strongly disagree

Disagree

Neutral

Agree

Strongly agree

21. Give three observations / suggestions to improve the overall teaching – learning experience in your institution.

.....

This form was created inside Lenora Institute of Dental Sciences.

Google Forms

National Assessment and Accreditation Council (NAAC) Student Satisfaction Survey

Key Indicator - 2.7.1 Under Criterion II of Teaching – Learning and Evaluation

Guidelines for Students

NAAC (National Assessment and accreditation council) is conducting a Student Satisfaction Survey regarding Teaching – Learning and Evaluation, which will help to upgrade the quality in higher education. A student will have to respond to all the questions given in the following format with her/his sincere effort and thought. Her/his identity will not be revealed.

Email *

reonaglory@gmail.com

A) Please confirm this is the first and only time you answer this survey.

Yes

No

B)Age

- 15-20
- 20-25
- 25-30

C)College Name

Lenora institute of dental science

D)Gender

- Female
- Male

E) What Degree Program Are You Pursuing Now

- BDS
- MDS
- PG Diploma
- Dental Tech.

F)What subject area are you currently pursuing?

Oral Pathology ▼

Instructions to fill the questionnaire●All questions should be compulsorily attempted.●Each question has five responses, choose the most appropriate one.●The response to the qualitative question no. 21 is student's opportunity to give suggestions or improvements; she/he can also mention weaknesses of the institute here. (Kindly restrict your response to teaching learning process only)

Criterion II – Teaching–Learning and Evaluation Student Satisfaction Survey on Teaching Learning Process

Following are questions for online student satisfaction survey regarding teaching learning process.

1. How much of the syllabus was covered in the class?

- 85 to 100%
- 70 to 84 %
- 55 to 69 %
- 30 to 54 %
- 0 Below 30 %

2. How well did the teachers prepare for the classes?

- Thoroughly
- Satisfactorily
- Poorly
- Indifferently
- Won't teach at all

3. How well were the teachers able to communicate?

- Always effective
- Sometimes effective
- Just satisfactorily
- Generally ineffective
- Very poor communication

4. The teacher's approach to teaching can best be described as

- Excellent
- Very good
- Good
- Fair
- Poor

5. Fairness of the internal evaluation process by the teachers.

- Always fair
- Usually fair
- Sometimes unfair
- Usually unfair
- Unfair

6. Was your performance in assignments discussed with you?

- Every time
- Usually
- Occasionally/Sometimes
- Rarely
- Never

7. The institute takes active interest in promoting internship, student exchange, field visit opportunities for students.

- Regularly
- Often
- Sometimes
- Rarely
- Never

8. The teaching and mentoring process in your institution facilitates you in cognitive, social and emotional growth.

- Significantly
- Very well
- Moderately
- Marginally
- Not at all

9. The institution provides multiple opportunities to learn and grow.

- Strongly disagree
- Disagree
- Neutral
- Agree
- Strongly agree

10. Teachers inform you about your expected competencies, course outcomes and programme outcomes.

- Every time
- Usually
- Occasionally/Sometimes
- Rarely
- Never

11. Your mentor does a necessary follow-up with an assigned task to you.

- Every time
- Usually
- Occasionally/Sometimes
- Rarely
- I don't have a mentor

12. The teachers illustrate the concepts through examples and applications.

- Every time
- Usually
- Occasionally/Sometimes
- Rarely
- Never

13. The teachers identify your strengths and encourage you with providing right level of challenges

- Fully
- Reasonably
- Partially
- Slightly
- Unable to

14. Teachers are able to identify your weaknesses and help you to overcome them.

- Every time
- Usually
- Occasionally/Sometimes
- Rarely
- Never

15. The institution makes effort to engage students in the monitoring, review and continuous quality improvement of the teaching learning process.

- Strongly Agree
- Agree
- Neutral
- Disagree
- Strongly Disagree

16. The institute/ teachers use student centric methods, such as experiential learning, participative learning and problem solving methodologies for enhancing learning experiences.

- To a Great Extent
- Moderate
- Some What
- Very Little
- Not at all

17. Teachers encourage you to participate in extracurricular activities.

- Strongly Agree
- Agree
- Neutral
- Disagree
- Strongly Disagree

18. Efforts are made by the institute/ teachers to inculcate soft skills, life skills and employability skills to make you ready for the world of work.

- To a Great Extent
- Moderate
- Some What
- Very Little
- Not at all

19. What percentage of teachers use ICT tools such as LCD projector, Multimedia, etc. while teaching.

- Above 90%
- 70 - 89%
- 50-69%
- 30-49%
- 0-Below 29%

20. The overall quality of teaching-learning process in your institute is very good.

Strongly disagree

Disagree

Neutral

Agree

Strongly agree

21. Give three observations / suggestions to improve the overall teaching – learning experience in your institution.

Good
.....

This form was created inside Lenora Institute of Dental Sciences.

Google Forms

National Assessment and Accreditation Council (NAAC) Student Satisfaction Survey

Key Indicator - 2.7.1 Under Criterion II of Teaching – Learning and Evaluation

Guidelines for Students

NAAC (National Assessment and accreditation council) is conducting a Student Satisfaction Survey regarding Teaching – Learning and Evaluation, which will help to upgrade the quality in higher education. A student will have to respond to all the questions given in the following format with her/his sincere effort and thought. Her/his identity will not be revealed.

Email *

sudhacar14@gmail.com

A) Please confirm this is the first and only time you answer this survey.

Yes

No

B)Age

- 15-20
- 20-25
- 25-30

C)College Name

Lenora institute of dental sciences

D)Gender

- Female
- Male

E) What Degree Program Are You Pursuing Now

- BDS
- MDS
- PG Diploma
- Dental Tech.

F)What subject area are you currently pursuing?

Choose

Instructions to fill the questionnaire●All questions should be compulsorily attempted.●Each question has five responses, choose the most appropriate one.●The response to the qualitative question no. 21 is student's opportunity to give suggestions or improvements; she/he can also mention weaknesses of the institute here. (Kindly restrict your response to teaching learning process only)

Criterion II – Teaching–Learning and Evaluation Student Satisfaction Survey on Teaching Learning Process

Following are questions for online student satisfaction survey regarding teaching learning process.

1. How much of the syllabus was covered in the class?

- 85 to 100%
- 70 to 84 %
- 55 to 69 %
- 30 to 54 %
- 0 Below 30 %

2. How well did the teachers prepare for the classes?

- Thoroughly
- Satisfactorily
- Poorly
- Indifferently
- Won't teach at all

3. How well were the teachers able to communicate?

- Always effective
- Sometimes effective
- Just satisfactorily
- Generally ineffective
- Very poor communication

4. The teacher's approach to teaching can best be described as

- Excellent
- Very good
- Good
- Fair
- Poor

5. Fairness of the internal evaluation process by the teachers.

- Always fair
- Usually fair
- Sometimes unfair
- Usually unfair
- Unfair

6. Was your performance in assignments discussed with you?

- Every time
- Usually
- Occasionally/Sometimes
- Rarely
- Never

7. The institute takes active interest in promoting internship, student exchange, field visit opportunities for students.

- Regularly
- Often
- Sometimes
- Rarely
- Never

8. The teaching and mentoring process in your institution facilitates you in cognitive, social and emotional growth.

- Significantly
- Very well
- Moderately
- Marginally
- Not at all

9. The institution provides multiple opportunities to learn and grow.

- Strongly disagree
- Disagree
- Neutral
- Agree
- Strongly agree

10. Teachers inform you about your expected competencies, course outcomes and programme outcomes.

- Every time
- Usually
- Occasionally/Sometimes
- Rarely
- Never

11. Your mentor does a necessary follow-up with an assigned task to you.

- Every time
- Usually
- Occasionally/Sometimes
- Rarely
- I don't have a mentor

12. The teachers illustrate the concepts through examples and applications.

- Every time
- Usually
- Occasionally/Sometimes
- Rarely
- Never

13. The teachers identify your strengths and encourage you with providing right level of challenges

- Fully
- Reasonably
- Partially
- Slightly
- Unable to

14. Teachers are able to identify your weaknesses and help you to overcome them.

- Every time
- Usually
- Occasionally/Sometimes
- Rarely
- Never

15. The institution makes effort to engage students in the monitoring, review and continuous quality improvement of the teaching learning process.

- Strongly Agree
- Agree
- Neutral
- Disagree
- Strongly Disagree

16. The institute/ teachers use student centric methods, such as experiential learning, participative learning and problem solving methodologies for enhancing learning experiences.

- To a Great Extent
- Moderate
- Some What
- Very Little
- Not at all

17. Teachers encourage you to participate in extracurricular activities.

- Strongly Agree
- Agree
- Neutral
- Disagree
- Strongly Disagree

18. Efforts are made by the institute/ teachers to inculcate soft skills, life skills and employability skills to make you ready for the world of work.

- To a Great Extent
- Moderate
- Some What
- Very Little
- Not at all

19. What percentage of teachers use ICT tools such as LCD projector, Multimedia, etc. while teaching.

- Above 90%
- 70 - 89%
- 50-69%
- 30-49%
- 0-Below 29%

20. The overall quality of teaching-learning process in your institute is very good.

- Strongly disagree
- Disagree
- Neutral
- Agree
- Strongly agree

21. Give three observations / suggestions to improve the overall teaching – learning experience in your institution.

Always good.....feel proud to study in your college...Than q..

This form was created inside Lenora Institute of Dental Sciences.

Google Forms

National Assessment and Accreditation Council (NAAC) Student Satisfaction Survey

Key Indicator - 2.7.1 Under Criterion II of Teaching – Learning and Evaluation

Guidelines for Students

NAAC (National Assessment and accreditation council) is conducting a Student Satisfaction Survey regarding Teaching – Learning and Evaluation, which will help to upgrade the quality in higher education. A student will have to respond to all the questions given in the following format with her/his sincere effort and thought. Her/his identity will not be revealed.

Email *

Sahithya.bds1788@lids.ac.in

A) Please confirm this is the first and only time you answer this survey.

Yes

No

B)Age

- 15-20
- 20-25
- 25-30

C)College Name

Lenora Institute Of Dental sciences

D)Gender

- Female
- Male

E) What Degree Program Are You Pursuing Now

- BDS
- MDS
- PG Diploma
- Dental Tech.

F)What subject area are you currently pursuing?

OMR

Instructions to fill the questionnaire●All questions should be compulsorily attempted.●Each question has five responses, choose the most appropriate one.●The response to the qualitative question no. 21 is student's opportunity to give suggestions or improvements; she/he can also mention weaknesses of the institute here. (Kindly restrict your response to teaching learning process only)

Criterion II – Teaching–Learning and Evaluation Student Satisfaction Survey on Teaching Learning Process

Following are questions for online student satisfaction survey regarding teaching learning process.

1. How much of the syllabus was covered in the class?

- 85 to 100%
- 70 to 84 %
- 55 to 69 %
- 30 to 54 %
- 0 Below 30 %

2. How well did the teachers prepare for the classes?

- Thoroughly
- Satisfactorily
- Poorly
- Indifferently
- Won't teach at all

3. How well were the teachers able to communicate?

- Always effective
- Sometimes effective
- Just satisfactorily
- Generally ineffective
- Very poor communication

4. The teacher's approach to teaching can best be described as

- Excellent
- Very good
- Good
- Fair
- Poor

5. Fairness of the internal evaluation process by the teachers.

- Always fair
- Usually fair
- Sometimes unfair
- Usually unfair
- Unfair

6. Was your performance in assignments discussed with you?

- Every time
- Usually
- Occasionally/Sometimes
- Rarely
- Never

7. The institute takes active interest in promoting internship, student exchange, field visit opportunities for students.

- Regularly
- Often
- Sometimes
- Rarely
- Never

8. The teaching and mentoring process in your institution facilitates you in cognitive, social and emotional growth.

- Significantly
- Very well
- Moderately
- Marginally
- Not at all

9. The institution provides multiple opportunities to learn and grow.

- Strongly disagree
- Disagree
- Neutral
- Agree
- Strongly agree

10. Teachers inform you about your expected competencies, course outcomes and programme outcomes.

- Every time
- Usually
- Occasionally/Sometimes
- Rarely
- Never

11. Your mentor does a necessary follow-up with an assigned task to you.

- Every time
- Usually
- Occasionally/Sometimes
- Rarely
- I don't have a mentor

12. The teachers illustrate the concepts through examples and applications.

- Every time
- Usually
- Occasionally/Sometimes
- Rarely
- Never

13. The teachers identify your strengths and encourage you with providing right level of challenges

- Fully
- Reasonably
- Partially
- Slightly
- Unable to

14. Teachers are able to identify your weaknesses and help you to overcome them.

- Every time
- Usually
- Occasionally/Sometimes
- Rarely
- Never

15. The institution makes effort to engage students in the monitoring, review and continuous quality improvement of the teaching learning process.

- Strongly Agree
- Agree
- Neutral
- Disagree
- Strongly Disagree

16. The institute/ teachers use student centric methods, such as experiential learning, participative learning and problem solving methodologies for enhancing learning experiences.

- To a Great Extent
- Moderate
- Some What
- Very Little
- Not at all

17. Teachers encourage you to participate in extracurricular activities.

- Strongly Agree
- Agree
- Neutral
- Disagree
- Strongly Disagree

18. Efforts are made by the institute/ teachers to inculcate soft skills, life skills and employability skills to make you ready for the world of work.

- To a Great Extent
- Moderate
- Some What
- Very Little
- Not at all

19. What percentage of teachers use ICT tools such as LCD projector, Multimedia, etc. while teaching.

- Above 90%
- 70 - 89%
- 50-69%
- 30-49%
- 0-Below 29%

20. The overall quality of teaching-learning process in your institute is very good.

Strongly disagree

Disagree

Neutral

Agree

Strongly agree

21. Give three observations / suggestions to improve the overall teaching – learning experience in your institution.

.....

This form was created inside Lenora Institute of Dental Sciences.

Google Forms

National Assessment and Accreditation Council (NAAC) Student Satisfaction Survey

Key Indicator - 2.7.1 Under Criterion II of Teaching – Learning and Evaluation

Guidelines for Students

NAAC (National Assessment and accreditation council) is conducting a Student Satisfaction Survey regarding Teaching – Learning and Evaluation, which will help to upgrade the quality in higher education. A student will have to respond to all the questions given in the following format with her/his sincere effort and thought. Her/his identity will not be revealed.

Email *

periopg.ramya2015@lids.ac.in

A) Please confirm this is the first and only time you answer this survey.

Yes

No

B)Age

- 15-20
- 20-25
- 25-30

C)College Name

Lenora dental college

D)Gender

- Female
- Male

E) What Degree Program Are You Pursuing Now

- BDS
- MDS
- PG Diploma
- Dental Tech.

F)What subject area are you currently pursuing?

Periodontics ▼

Instructions to fill the questionnaire●All questions should be compulsorily attempted.●Each question has five responses, choose the most appropriate one.●The response to the qualitative question no. 21 is student's opportunity to give suggestions or improvements; she/he can also mention weaknesses of the institute here. (Kindly restrict your response to teaching learning process only)

Criterion II – Teaching–Learning and Evaluation Student Satisfaction Survey on Teaching Learning Process

Following are questions for online student satisfaction survey regarding teaching learning process.

1. How much of the syllabus was covered in the class?

- 85 to 100%
- 70 to 84 %
- 55 to 69 %
- 30 to 54 %
- 0 Below 30 %

2. How well did the teachers prepare for the classes?

- Thoroughly
- Satisfactorily
- Poorly
- Indifferently
- Won't teach at all

3. How well were the teachers able to communicate?

- Always effective
- Sometimes effective
- Just satisfactorily
- Generally ineffective
- Very poor communication

4. The teacher's approach to teaching can best be described as

- Excellent
- Very good
- Good
- Fair
- Poor

5. Fairness of the internal evaluation process by the teachers.

- Always fair
- Usually fair
- Sometimes unfair
- Usually unfair
- Unfair

6. Was your performance in assignments discussed with you?

- Every time
- Usually
- Occasionally/Sometimes
- Rarely
- Never

7. The institute takes active interest in promoting internship, student exchange, field visit opportunities for students.

- Regularly
- Often
- Sometimes
- Rarely
- Never

8. The teaching and mentoring process in your institution facilitates you in cognitive, social and emotional growth.

- Significantly
- Very well
- Moderately
- Marginally
- Not at all

9. The institution provides multiple opportunities to learn and grow.

- Strongly disagree
- Disagree
- Neutral
- Agree
- Strongly agree

10. Teachers inform you about your expected competencies, course outcomes and programme outcomes.

- Every time
- Usually
- Occasionally/Sometimes
- Rarely
- Never

11. Your mentor does a necessary follow-up with an assigned task to you.

- Every time
- Usually
- Occasionally/Sometimes
- Rarely
- I don't have a mentor

12. The teachers illustrate the concepts through examples and applications.

- Every time
- Usually
- Occasionally/Sometimes
- Rarely
- Never

13. The teachers identify your strengths and encourage you with providing right level of challenges

- Fully
- Reasonably
- Partially
- Slightly
- Unable to

14. Teachers are able to identify your weaknesses and help you to overcome them.

- Every time
- Usually
- Occasionally/Sometimes
- Rarely
- Never

15. The institution makes effort to engage students in the monitoring, review and continuous quality improvement of the teaching learning process.

- Strongly Agree
- Agree
- Neutral
- Disagree
- Strongly Disagree

16. The institute/ teachers use student centric methods, such as experiential learning, participative learning and problem solving methodologies for enhancing learning experiences.

- To a Great Extent
- Moderate
- Some What
- Very Little
- Not at all

17. Teachers encourage you to participate in extracurricular activities.

- Strongly Agree
- Agree
- Neutral
- Disagree
- Strongly Disagree

18. Efforts are made by the institute/ teachers to inculcate soft skills, life skills and employability skills to make you ready for the world of work.

- To a Great Extent
- Moderate
- Some What
- Very Little
- Not at all

19. What percentage of teachers use ICT tools such as LCD projector, Multimedia, etc. while teaching.

- Above 90%
- 70 - 89%
- 50-69%
- 30-49%
- 0-Below 29%

20. The overall quality of teaching-learning process in your institute is very good.

Strongly disagree

Disagree

Neutral

Agree

Strongly agree

21. Give three observations / suggestions to improve the overall teaching – learning experience in your institution.

My institution is very well developed

This form was created inside Lenora Institute of Dental Sciences.

Google Forms

National Assessment and Accreditation Council (NAAC) Student Satisfaction Survey

Key Indicator - 2.7.1 Under Criterion II of Teaching – Learning and Evaluation

Guidelines for Students

NAAC (National Assessment and accreditation council) is conducting a Student Satisfaction Survey regarding Teaching – Learning and Evaluation, which will help to upgrade the quality in higher education. A student will have to respond to all the questions given in the following format with her/his sincere effort and thought. Her/his identity will not be revealed.

Email *

sravanthitlg@gmail.com

A) Please confirm this is the first and only time you answer this survey.

Yes

No

B)Age

- 15-20
- 20-25
- 25-30

C)College Name

Lenora dental college

D)Gender

- Female
- Male

E) What Degree Program Are You Pursuing Now

- BDS
- MDS
- PG Diploma
- Dental Tech.

F)What subject area are you currently pursuing?

Prosthodontics ▼

Instructions to fill the questionnaire●All questions should be compulsorily attempted.●Each question has five responses, choose the most appropriate one.●The response to the qualitative question no. 21 is student's opportunity to give suggestions or improvements; she/he can also mention weaknesses of the institute here. (Kindly restrict your response to teaching learning process only)

Criterion II – Teaching–Learning and Evaluation Student Satisfaction Survey on Teaching Learning Process

Following are questions for online student satisfaction survey regarding teaching learning process.

1. How much of the syllabus was covered in the class?

- 85 to 100%
- 70 to 84 %
- 55 to 69 %
- 30 to 54 %
- 0 Below 30 %

2. How well did the teachers prepare for the classes?

- Thoroughly
- Satisfactorily
- Poorly
- Indifferently
- Won't teach at all

3. How well were the teachers able to communicate?

- Always effective
- Sometimes effective
- Just satisfactorily
- Generally ineffective
- Very poor communication

4. The teacher's approach to teaching can best be described as

- Excellent
- Very good
- Good
- Fair
- Poor

5. Fairness of the internal evaluation process by the teachers.

- Always fair
- Usually fair
- Sometimes unfair
- Usually unfair
- Unfair

6. Was your performance in assignments discussed with you?

- Every time
- Usually
- Occasionally/Sometimes
- Rarely
- Never

7. The institute takes active interest in promoting internship, student exchange, field visit opportunities for students.

- Regularly
- Often
- Sometimes
- Rarely
- Never

8. The teaching and mentoring process in your institution facilitates you in cognitive, social and emotional growth.

- Significantly
- Very well
- Moderately
- Marginally
- Not at all

9. The institution provides multiple opportunities to learn and grow.

- Strongly disagree
- Disagree
- Neutral
- Agree
- Strongly agree

10. Teachers inform you about your expected competencies, course outcomes and programme outcomes.

- Every time
- Usually
- Occasionally/Sometimes
- Rarely
- Never

11. Your mentor does a necessary follow-up with an assigned task to you.

- Every time
- Usually
- Occasionally/Sometimes
- Rarely
- I don't have a mentor

12. The teachers illustrate the concepts through examples and applications.

- Every time
- Usually
- Occasionally/Sometimes
- Rarely
- Never

13. The teachers identify your strengths and encourage you with providing right level of challenges

- Fully
- Reasonably
- Partially
- Slightly
- Unable to

14. Teachers are able to identify your weaknesses and help you to overcome them.

- Every time
- Usually
- Occasionally/Sometimes
- Rarely
- Never

15. The institution makes effort to engage students in the monitoring, review and continuous quality improvement of the teaching learning process.

- Strongly Agree
- Agree
- Neutral
- Disagree
- Strongly Disagree

16. The institute/ teachers use student centric methods, such as experiential learning, participative learning and problem solving methodologies for enhancing learning experiences.

- To a Great Extent
- Moderate
- Some What
- Very Little
- Not at all

17. Teachers encourage you to participate in extracurricular activities.

- Strongly Agree
- Agree
- Neutral
- Disagree
- Strongly Disagree

18. Efforts are made by the institute/ teachers to inculcate soft skills, life skills and employability skills to make you ready for the world of work.

- To a Great Extent
- Moderate
- Some What
- Very Little
- Not at all

19. What percentage of teachers use ICT tools such as LCD projector, Multimedia, etc. while teaching.

- Above 90%
- 70 - 89%
- 50-69%
- 30-49%
- 0-Below 29%

20. The overall quality of teaching-learning process in your institute is very good.

Strongly disagree

Disagree

Neutral

Agree

Strongly agree

21. Give three observations / suggestions to improve the overall teaching – learning experience in your institution.

.....

This form was created inside Lenora Institute of Dental Sciences.

Google Forms

National Assessment and Accreditation Council (NAAC) Student Satisfaction Survey

Key Indicator - 2.7.1 Under Criterion II of Teaching – Learning and Evaluation

Guidelines for Students

NAAC (National Assessment and accreditation council) is conducting a Student Satisfaction Survey regarding Teaching – Learning and Evaluation, which will help to upgrade the quality in higher education. A student will have to respond to all the questions given in the following format with her/his sincere effort and thought. Her/his identity will not be revealed.

Email *

karimunnisha.bds19086@lids.ac.in

A) Please confirm this is the first and only time you answer this survey.

Yes

No

B)Age

- 15-20
- 20-25
- 25-30

C)College Name

Lenora institute of dental sciences

D)Gender

- Female
- Male

E) What Degree Program Are You Pursuing Now

- BDS
- MDS
- PG Diploma
- Dental Tech.

F)What subject area are you currently pursuing?

Prosthodontics ▼

Instructions to fill the questionnaire●All questions should be compulsorily attempted.●Each question has five responses, choose the most appropriate one.●The response to the qualitative question no. 21 is student's opportunity to give suggestions or improvements; she/he can also mention weaknesses of the institute here. (Kindly restrict your response to teaching learning process only)

Criterion II – Teaching–Learning and Evaluation Student Satisfaction Survey on Teaching Learning Process

Following are questions for online student satisfaction survey regarding teaching learning process.

1. How much of the syllabus was covered in the class?

- 85 to 100%
- 70 to 84 %
- 55 to 69 %
- 30 to 54 %
- 0 Below 30 %

2. How well did the teachers prepare for the classes?

- Thoroughly
- Satisfactorily
- Poorly
- Indifferently
- Won't teach at all

3. How well were the teachers able to communicate?

- Always effective
- Sometimes effective
- Just satisfactorily
- Generally ineffective
- Very poor communication

4. The teacher's approach to teaching can best be described as

- Excellent
- Very good
- Good
- Fair
- Poor

5. Fairness of the internal evaluation process by the teachers.

- Always fair
- Usually fair
- Sometimes unfair
- Usually unfair
- Unfair

6. Was your performance in assignments discussed with you?

- Every time
- Usually
- Occasionally/Sometimes
- Rarely
- Never

7. The institute takes active interest in promoting internship, student exchange, field visit opportunities for students.

- Regularly
- Often
- Sometimes
- Rarely
- Never

8. The teaching and mentoring process in your institution facilitates you in cognitive, social and emotional growth.

- Significantly
- Very well
- Moderately
- Marginally
- Not at all

9. The institution provides multiple opportunities to learn and grow.

- Strongly disagree
- Disagree
- Neutral
- Agree
- Strongly agree

10. Teachers inform you about your expected competencies, course outcomes and programme outcomes.

- Every time
- Usually
- Occasionally/Sometimes
- Rarely
- Never

11. Your mentor does a necessary follow-up with an assigned task to you.

- Every time
- Usually
- Occasionally/Sometimes
- Rarely
- I don't have a mentor

12. The teachers illustrate the concepts through examples and applications.

- Every time
- Usually
- Occasionally/Sometimes
- Rarely
- Never

13. The teachers identify your strengths and encourage you with providing right level of challenges

- Fully
- Reasonably
- Partially
- Slightly
- Unable to

14. Teachers are able to identify your weaknesses and help you to overcome them.

- Every time
- Usually
- Occasionally/Sometimes
- Rarely
- Never

15. The institution makes effort to engage students in the monitoring, review and continuous quality improvement of the teaching learning process.

- Strongly Agree
- Agree
- Neutral
- Disagree
- Strongly Disagree

16. The institute/ teachers use student centric methods, such as experiential learning, participative learning and problem solving methodologies for enhancing learning experiences.

- To a Great Extent
- Moderate
- Some What
- Very Little
- Not at all

17. Teachers encourage you to participate in extracurricular activities.

- Strongly Agree
- Agree
- Neutral
- Disagree
- Strongly Disagree

18. Efforts are made by the institute/ teachers to inculcate soft skills, life skills and employability skills to make you ready for the world of work.

- To a Great Extent
- Moderate
- Some What
- Very Little
- Not at all

19. What percentage of teachers use ICT tools such as LCD projector, Multimedia, etc. while teaching.

- Above 90%
- 70 - 89%
- 50-69%
- 30-49%
- 0-Below 29%

20. The overall quality of teaching-learning process in your institute is very good.

- Strongly disagree
- Disagree
- Neutral
- Agree
- Strongly agree

21. Give three observations / suggestions to improve the overall teaching – learning experience in your institution.

.....

This form was created inside Lenora Institute of Dental Sciences.

Google Forms

National Assessment and Accreditation Council (NAAC) Student Satisfaction Survey

Key Indicator - 2.7.1 Under Criterion II of Teaching – Learning and Evaluation

Guidelines for Students

NAAC (National Assessment and accreditation council) is conducting a Student Satisfaction Survey regarding Teaching – Learning and Evaluation, which will help to upgrade the quality in higher education. A student will have to respond to all the questions given in the following format with her/his sincere effort and thought. Her/his identity will not be revealed.

Email *

adityapawan50@gmail.com

A) Please confirm this is the first and only time you answer this survey.

Yes

No

B)Age

- 15-20
- 20-25
- 25-30

C)College Name

LENORA INSTITUTE of dental sciences

D)Gender

- Female
- Male

E) What Degree Program Are You Pursuing Now

- BDS
- MDS
- PG Diploma
- Dental Tech.

F)What subject area are you currently pursuing?

Cons & Endodontics ▼

Instructions to fill the questionnaire●All questions should be compulsorily attempted.●Each question has five responses, choose the most appropriate one.●The response to the qualitative question no. 21 is student's opportunity to give suggestions or improvements; she/he can also mention weaknesses of the institute here. (Kindly restrict your response to teaching learning process only)

Criterion II – Teaching–Learning and Evaluation Student Satisfaction Survey on Teaching Learning Process

Following are questions for online student satisfaction survey regarding teaching learning process.

1. How much of the syllabus was covered in the class?

- 85 to 100%
- 70 to 84 %
- 55 to 69 %
- 30 to 54 %
- 0 Below 30 %

2. How well did the teachers prepare for the classes?

- Thoroughly
- Satisfactorily
- Poorly
- Indifferently
- Won't teach at all

3. How well were the teachers able to communicate?

- Always effective
- Sometimes effective
- Just satisfactorily
- Generally ineffective
- Very poor communication

4. The teacher's approach to teaching can best be described as

- Excellent
- Very good
- Good
- Fair
- Poor

5. Fairness of the internal evaluation process by the teachers.

- Always fair
- Usually fair
- Sometimes unfair
- Usually unfair
- Unfair

6. Was your performance in assignments discussed with you?

- Every time
- Usually
- Occasionally/Sometimes
- Rarely
- Never

7. The institute takes active interest in promoting internship, student exchange, field visit opportunities for students.

- Regularly
- Often
- Sometimes
- Rarely
- Never

8. The teaching and mentoring process in your institution facilitates you in cognitive, social and emotional growth.

- Significantly
- Very well
- Moderately
- Marginally
- Not at all

9. The institution provides multiple opportunities to learn and grow.

- Strongly disagree
- Disagree
- Neutral
- Agree
- Strongly agree

10. Teachers inform you about your expected competencies, course outcomes and programme outcomes.

- Every time
- Usually
- Occasionally/Sometimes
- Rarely
- Never

11. Your mentor does a necessary follow-up with an assigned task to you.

- Every time
- Usually
- Occasionally/Sometimes
- Rarely
- I don't have a mentor

12. The teachers illustrate the concepts through examples and applications.

- Every time
- Usually
- Occasionally/Sometimes
- Rarely
- Never

13. The teachers identify your strengths and encourage you with providing right level of challenges

- Fully
- Reasonably
- Partially
- Slightly
- Unable to

14. Teachers are able to identify your weaknesses and help you to overcome them.

- Every time
- Usually
- Occasionally/Sometimes
- Rarely
- Never

15. The institution makes effort to engage students in the monitoring, review and continuous quality improvement of the teaching learning process.

- Strongly Agree
- Agree
- Neutral
- Disagree
- Strongly Disagree

16. The institute/ teachers use student centric methods, such as experiential learning, participative learning and problem solving methodologies for enhancing learning experiences.

- To a Great Extent
- Moderate
- Some What
- Very Little
- Not at all

17. Teachers encourage you to participate in extracurricular activities.

- Strongly Agree
- Agree
- Neutral
- Disagree
- Strongly Disagree

18. Efforts are made by the institute/ teachers to inculcate soft skills, life skills and employability skills to make you ready for the world of work.

- To a Great Extent
- Moderate
- Some What
- Very Little
- Not at all

19. What percentage of teachers use ICT tools such as LCD projector, Multimedia, etc. while teaching.

- Above 90%
- 70 - 89%
- 50-69%
- 30-49%
- 0-Below 29%

20. The overall quality of teaching-learning process in your institute is very good.

- Strongly disagree
- Disagree
- Neutral
- Agree
- Strongly agree

21. Give three observations / suggestions to improve the overall teaching – learning experience in your institution.

.....

This form was created inside Lenora Institute of Dental Sciences.

Google Forms

National Assessment and Accreditation Council (NAAC) Student Satisfaction Survey

Key Indicator - 2.7.1 Under Criterion II of Teaching – Learning and Evaluation

Guidelines for Students

NAAC (National Assessment and accreditation council) is conducting a Student Satisfaction Survey regarding Teaching – Learning and Evaluation, which will help to upgrade the quality in higher education. A student will have to respond to all the questions given in the following format with her/his sincere effort and thought. Her/his identity will not be revealed.

Email *

mahendra.bds1732@lids.ac.in

A) Please confirm this is the first and only time you answer this survey.

Yes

No

B)Age

- 15-20
- 20-25
- 25-30

C)College Name

Lenora institute of dental sciences

D)Gender

- Female
- Male

E) What Degree Program Are You Pursuing Now

- BDS
- MDS
- PG Diploma
- Dental Tech.

F)What subject area are you currently pursuing?

Choose

Instructions to fill the questionnaire●All questions should be compulsorily attempted.●Each question has five responses, choose the most appropriate one.●The response to the qualitative question no. 21 is student's opportunity to give suggestions or improvements; she/he can also mention weaknesses of the institute here. (Kindly restrict your response to teaching learning process only)

Criterion II – Teaching–Learning and Evaluation Student Satisfaction Survey on Teaching Learning Process

Following are questions for online student satisfaction survey regarding teaching learning process.

1. How much of the syllabus was covered in the class?

- 85 to 100%
- 70 to 84 %
- 55 to 69 %
- 30 to 54 %
- 0 Below 30 %

2. How well did the teachers prepare for the classes?

- Thoroughly
- Satisfactorily
- Poorly
- Indifferently
- Won't teach at all

3. How well were the teachers able to communicate?

- Always effective
- Sometimes effective
- Just satisfactorily
- Generally ineffective
- Very poor communication

4. The teacher's approach to teaching can best be described as

- Excellent
- Very good
- Good
- Fair
- Poor

5. Fairness of the internal evaluation process by the teachers.

- Always fair
- Usually fair
- Sometimes unfair
- Usually unfair
- Unfair

6. Was your performance in assignments discussed with you?

- Every time
- Usually
- Occasionally/Sometimes
- Rarely
- Never

7. The institute takes active interest in promoting internship, student exchange, field visit opportunities for students.

- Regularly
- Often
- Sometimes
- Rarely
- Never

8. The teaching and mentoring process in your institution facilitates you in cognitive, social and emotional growth.

- Significantly
- Very well
- Moderately
- Marginally
- Not at all

9. The institution provides multiple opportunities to learn and grow.

- Strongly disagree
- Disagree
- Neutral
- Agree
- Strongly agree

10. Teachers inform you about your expected competencies, course outcomes and programme outcomes.

- Every time
- Usually
- Occasionally/Sometimes
- Rarely
- Never

11. Your mentor does a necessary follow-up with an assigned task to you.

- Every time
- Usually
- Occasionally/Sometimes
- Rarely
- I don't have a mentor

12. The teachers illustrate the concepts through examples and applications.

- Every time
- Usually
- Occasionally/Sometimes
- Rarely
- Never

13. The teachers identify your strengths and encourage you with providing right level of challenges

- Fully
- Reasonably
- Partially
- Slightly
- Unable to

14. Teachers are able to identify your weaknesses and help you to overcome them.

- Every time
- Usually
- Occasionally/Sometimes
- Rarely
- Never

15. The institution makes effort to engage students in the monitoring, review and continuous quality improvement of the teaching learning process.

- Strongly Agree
- Agree
- Neutral
- Disagree
- Strongly Disagree

16. The institute/ teachers use student centric methods, such as experiential learning, participative learning and problem solving methodologies for enhancing learning experiences.

- To a Great Extent
- Moderate
- Some What
- Very Little
- Not at all

17. Teachers encourage you to participate in extracurricular activities.

- Strongly Agree
- Agree
- Neutral
- Disagree
- Strongly Disagree

18. Efforts are made by the institute/ teachers to inculcate soft skills, life skills and employability skills to make you ready for the world of work.

- To a Great Extent
- Moderate
- Some What
- Very Little
- Not at all

19. What percentage of teachers use ICT tools such as LCD projector, Multimedia, etc. while teaching.

- Above 90%
- 70 - 89%
- 50-69%
- 30-49%
- 0-Below 29%

20. The overall quality of teaching-learning process in your institute is very good.

Strongly disagree

Disagree

Neutral

Agree

Strongly agree

21. Give three observations / suggestions to improve the overall teaching – learning experience in your institution.

.....

This form was created inside Lenora Institute of Dental Sciences.

Google Forms

National Assessment and Accreditation Council (NAAC) Student Satisfaction Survey

Key Indicator - 2.7.1 Under Criterion II of Teaching – Learning and Evaluation

Guidelines for Students

NAAC (National Assessment and accreditation council) is conducting a Student Satisfaction Survey regarding Teaching – Learning and Evaluation, which will help to upgrade the quality in higher education. A student will have to respond to all the questions given in the following format with her/his sincere effort and thought. Her/his identity will not be revealed.

Email *

kavya.bds1837@lids.ac.in

A) Please confirm this is the first and only time you answer this survey.

Yes

No

B)Age

- 15-20
- 20-25
- 25-30

C)College Name

Lenora institute of dental sciences

D)Gender

- Female
- Male

E) What Degree Program Are You Pursuing Now

- BDS
- MDS
- PG Diploma
- Dental Tech.

F)What subject area are you currently pursuing?

Choose

Instructions to fill the questionnaire●All questions should be compulsorily attempted.●Each question has five responses, choose the most appropriate one.●The response to the qualitative question no. 21 is student's opportunity to give suggestions or improvements; she/he can also mention weaknesses of the institute here. (Kindly restrict your response to teaching learning process only)

Criterion II – Teaching–Learning and Evaluation Student Satisfaction Survey on Teaching Learning Process

Following are questions for online student satisfaction survey regarding teaching learning process.

1. How much of the syllabus was covered in the class?

- 85 to 100%
- 70 to 84 %
- 55 to 69 %
- 30 to 54 %
- 0 Below 30 %

2. How well did the teachers prepare for the classes?

- Thoroughly
- Satisfactorily
- Poorly
- Indifferently
- Won't teach at all

3. How well were the teachers able to communicate?

- Always effective
- Sometimes effective
- Just satisfactorily
- Generally ineffective
- Very poor communication

4. The teacher's approach to teaching can best be described as

- Excellent
- Very good
- Good
- Fair
- Poor

5. Fairness of the internal evaluation process by the teachers.

- Always fair
- Usually fair
- Sometimes unfair
- Usually unfair
- Unfair

6. Was your performance in assignments discussed with you?

- Every time
- Usually
- Occasionally/Sometimes
- Rarely
- Never

7. The institute takes active interest in promoting internship, student exchange, field visit opportunities for students.

- Regularly
- Often
- Sometimes
- Rarely
- Never

8. The teaching and mentoring process in your institution facilitates you in cognitive, social and emotional growth.

- Significantly
- Very well
- Moderately
- Marginally
- Not at all

9. The institution provides multiple opportunities to learn and grow.

- Strongly disagree
- Disagree
- Neutral
- Agree
- Strongly agree

10. Teachers inform you about your expected competencies, course outcomes and programme outcomes.

- Every time
- Usually
- Occasionally/Sometimes
- Rarely
- Never

11. Your mentor does a necessary follow-up with an assigned task to you.

- Every time
- Usually
- Occasionally/Sometimes
- Rarely
- I don't have a mentor

12. The teachers illustrate the concepts through examples and applications.

- Every time
- Usually
- Occasionally/Sometimes
- Rarely
- Never

13. The teachers identify your strengths and encourage you with providing right level of challenges

- Fully
- Reasonably
- Partially
- Slightly
- Unable to

14. Teachers are able to identify your weaknesses and help you to overcome them.

- Every time
- Usually
- Occasionally/Sometimes
- Rarely
- Never

15. The institution makes effort to engage students in the monitoring, review and continuous quality improvement of the teaching learning process.

- Strongly Agree
- Agree
- Neutral
- Disagree
- Strongly Disagree

16. The institute/ teachers use student centric methods, such as experiential learning, participative learning and problem solving methodologies for enhancing learning experiences.

- To a Great Extent
- Moderate
- Some What
- Very Little
- Not at all

17. Teachers encourage you to participate in extracurricular activities.

- Strongly Agree
- Agree
- Neutral
- Disagree
- Strongly Disagree

18. Efforts are made by the institute/ teachers to inculcate soft skills, life skills and employability skills to make you ready for the world of work.

- To a Great Extent
- Moderate
- Some What
- Very Little
- Not at all

19. What percentage of teachers use ICT tools such as LCD projector, Multimedia, etc. while teaching.

- Above 90%
- 70 - 89%
- 50-69%
- 30-49%
- 0-Below 29%

20. The overall quality of teaching-learning process in your institute is very good.

- Strongly disagree
- Disagree
- Neutral
- Agree
- Strongly agree

21. Give three observations / suggestions to improve the overall teaching – learning experience in your institution.

.....

This form was created inside Lenora Institute of Dental Sciences.

Google Forms

National Assessment and Accreditation Council (NAAC) Student Satisfaction Survey

Key Indicator - 2.7.1 Under Criterion II of Teaching – Learning and Evaluation

Guidelines for Students

NAAC (National Assessment and accreditation council) is conducting a Student Satisfaction Survey regarding Teaching – Learning and Evaluation, which will help to upgrade the quality in higher education. A student will have to respond to all the questions given in the following format with her/his sincere effort and thought. Her/his identity will not be revealed.

Email *

kamall.bds1730@lids.ac.in

A) Please confirm this is the first and only time you answer this survey.

Yes

No

B)Age

- 15-20
- 20-25
- 25-30

C)College Name

Lenora Institute of Dental Sciences

D)Gender

- Female
- Male

E) What Degree Program Are You Pursuing Now

- BDS
- MDS
- PG Diploma
- Dental Tech.

F)What subject area are you currently pursuing?

Choose

Instructions to fill the questionnaire●All questions should be compulsorily attempted.●Each question has five responses, choose the most appropriate one.●The response to the qualitative question no. 21 is student's opportunity to give suggestions or improvements; she/he can also mention weaknesses of the institute here. (Kindly restrict your response to teaching learning process only)

Good

Criterion II – Teaching–Learning and Evaluation Student Satisfaction Survey on Teaching Learning Process

Following are questions for online student satisfaction survey regarding teaching learning process.

1. How much of the syllabus was covered in the class?

- 85 to 100%
- 70 to 84 %
- 55 to 69 %
- 30 to 54 %
- 0 Below 30 %

2. How well did the teachers prepare for the classes?

- Thoroughly
- Satisfactorily
- Poorly
- Indifferently
- Won't teach at all

3. How well were the teachers able to communicate?

- Always effective
- Sometimes effective
- Just satisfactorily
- Generally ineffective
- Very poor communication

4. The teacher's approach to teaching can best be described as

- Excellent
- Very good
- Good
- Fair
- Poor

5. Fairness of the internal evaluation process by the teachers.

- Always fair
- Usually fair
- Sometimes unfair
- Usually unfair
- Unfair

6. Was your performance in assignments discussed with you?

- Every time
- Usually
- Occasionally/Sometimes
- Rarely
- Never

7. The institute takes active interest in promoting internship, student exchange, field visit opportunities for students.

- Regularly
- Often
- Sometimes
- Rarely
- Never

8. The teaching and mentoring process in your institution facilitates you in cognitive, social and emotional growth.

- Significantly
- Very well
- Moderately
- Marginally
- Not at all

9. The institution provides multiple opportunities to learn and grow.

- Strongly disagree
- Disagree
- Neutral
- Agree
- Strongly agree

10. Teachers inform you about your expected competencies, course outcomes and programme outcomes.

- Every time
- Usually
- Occasionally/Sometimes
- Rarely
- Never

11. Your mentor does a necessary follow-up with an assigned task to you.

- Every time
- Usually
- Occasionally/Sometimes
- Rarely
- I don't have a mentor

12. The teachers illustrate the concepts through examples and applications.

- Every time
- Usually
- Occasionally/Sometimes
- Rarely
- Never

13. The teachers identify your strengths and encourage you with providing right level of challenges

- Fully
- Reasonably
- Partially
- Slightly
- Unable to

14. Teachers are able to identify your weaknesses and help you to overcome them.

- Every time
- Usually
- Occasionally/Sometimes
- Rarely
- Never

15. The institution makes effort to engage students in the monitoring, review and continuous quality improvement of the teaching learning process.

- Strongly Agree
- Agree
- Neutral
- Disagree
- Strongly Disagree

16. The institute/ teachers use student centric methods, such as experiential learning, participative learning and problem solving methodologies for enhancing learning experiences.

- To a Great Extent
- Moderate
- Some What
- Very Little
- Not at all

17. Teachers encourage you to participate in extracurricular activities.

- Strongly Agree
- Agree
- Neutral
- Disagree
- Strongly Disagree

18. Efforts are made by the institute/ teachers to inculcate soft skills, life skills and employability skills to make you ready for the world of work.

- To a Great Extent
- Moderate
- Some What
- Very Little
- Not at all

19. What percentage of teachers use ICT tools such as LCD projector, Multimedia, etc. while teaching.

- Above 90%
- 70 - 89%
- 50-69%
- 30-49%
- 0-Below 29%

20. The overall quality of teaching-learning process in your institute is very good.

Strongly disagree

Disagree

Neutral

Agree

Strongly agree

21. Give three observations / suggestions to improve the overall teaching – learning experience in your institution.

Dental Camps must be conducted regularly

This form was created inside Lenora Institute of Dental Sciences.

Google Forms

National Assessment and Accreditation Council (NAAC) Student Satisfaction Survey

Key Indicator - 2.7.1 Under Criterion II of Teaching – Learning and Evaluation

Guidelines for Students

NAAC (National Assessment and accreditation council) is conducting a Student Satisfaction Survey regarding Teaching – Learning and Evaluation, which will help to upgrade the quality in higher education. A student will have to respond to all the questions given in the following format with her/his sincere effort and thought. Her/his identity will not be revealed.

Email *

rojim.bds1761@lids.ac.in

A) Please confirm this is the first and only time you answer this survey.

Yes

No

B)Age

- 15-20
- 20-25
- 25-30

C)College Name

Klr lenora institute of dental sciences

D)Gender

- Female
- Male

E) What Degree Program Are You Pursuing Now

- BDS
- MDS
- PG Diploma
- Dental Tech.

F)What subject area are you currently pursuing?

Cons & Endodontics ▼

Instructions to fill the questionnaire●All questions should be compulsorily attempted.●Each question has five responses, choose the most appropriate one.●The response to the qualitative question no. 21 is student's opportunity to give suggestions or improvements; she/he can also mention weaknesses of the institute here. (Kindly restrict your response to teaching learning process only)

Ok

Criterion II – Teaching–Learning and Evaluation Student Satisfaction Survey on Teaching Learning Process

Following are questions for online student satisfaction survey regarding teaching learning process.

1. How much of the syllabus was covered in the class?

- 85 to 100%
- 70 to 84 %
- 55 to 69 %
- 30 to 54 %
- 0 Below 30 %

2. How well did the teachers prepare for the classes?

- Thoroughly
- Satisfactorily
- Poorly
- Indifferently
- Won't teach at all

3. How well were the teachers able to communicate?

- Always effective
- Sometimes effective
- Just satisfactorily
- Generally ineffective
- Very poor communication

4. The teacher's approach to teaching can best be described as

- Excellent
- Very good
- Good
- Fair
- Poor

5. Fairness of the internal evaluation process by the teachers.

- Always fair
- Usually fair
- Sometimes unfair
- Usually unfair
- Unfair

6. Was your performance in assignments discussed with you?

- Every time
- Usually
- Occasionally/Sometimes
- Rarely
- Never

7. The institute takes active interest in promoting internship, student exchange, field visit opportunities for students.

- Regularly
- Often
- Sometimes
- Rarely
- Never

8. The teaching and mentoring process in your institution facilitates you in cognitive, social and emotional growth.

- Significantly
- Very well
- Moderately
- Marginally
- Not at all

9. The institution provides multiple opportunities to learn and grow.

- Strongly disagree
- Disagree
- Neutral
- Agree
- Strongly agree

10. Teachers inform you about your expected competencies, course outcomes and programme outcomes.

- Every time
- Usually
- Occasionally/Sometimes
- Rarely
- Never

11. Your mentor does a necessary follow-up with an assigned task to you.

- Every time
- Usually
- Occasionally/Sometimes
- Rarely
- I don't have a mentor

12. The teachers illustrate the concepts through examples and applications.

- Every time
- Usually
- Occasionally/Sometimes
- Rarely
- Never

13. The teachers identify your strengths and encourage you with providing right level of challenges

- Fully
- Reasonably
- Partially
- Slightly
- Unable to

14. Teachers are able to identify your weaknesses and help you to overcome them.

- Every time
- Usually
- Occasionally/Sometimes
- Rarely
- Never

15. The institution makes effort to engage students in the monitoring, review and continuous quality improvement of the teaching learning process.

- Strongly Agree
- Agree
- Neutral
- Disagree
- Strongly Disagree

16. The institute/ teachers use student centric methods, such as experiential learning, participative learning and problem solving methodologies for enhancing learning experiences.

- To a Great Extent
- Moderate
- Some What
- Very Little
- Not at all

17. Teachers encourage you to participate in extracurricular activities.

- Strongly Agree
- Agree
- Neutral
- Disagree
- Strongly Disagree

18. Efforts are made by the institute/ teachers to inculcate soft skills, life skills and employability skills to make you ready for the world of work.

- To a Great Extent
- Moderate
- Some What
- Very Little
- Not at all

19. What percentage of teachers use ICT tools such as LCD projector, Multimedia, etc. while teaching.

- Above 90%
- 70 - 89%
- 50-69%
- 30-49%
- 0-Below 29%

20. The overall quality of teaching-learning process in your institute is very good.

- Strongly disagree
- Disagree
- Neutral
- Agree
- Strongly agree

21. Give three observations / suggestions to improve the overall teaching – learning experience in your institution.

It's better to maintain better infrastructure

This form was created inside Lenora Institute of Dental Sciences.

Google Forms

National Assessment and Accreditation Council (NAAC) Student Satisfaction Survey

Key Indicator - 2.7.1 Under Criterion II of Teaching – Learning and Evaluation

Guidelines for Students

NAAC (National Assessment and accreditation council) is conducting a Student Satisfaction Survey regarding Teaching – Learning and Evaluation, which will help to upgrade the quality in higher education. A student will have to respond to all the questions given in the following format with her/his sincere effort and thought. Her/his identity will not be revealed.

Email *

naaz786mazindrani@gmail.com

A) Please confirm this is the first and only time you answer this survey.

Yes

No

B)Age

- 15-20
- 20-25
- 25-30

C)College Name

Lenora institute of dental scienced

D)Gender

- Female
- Male

E) What Degree Program Are You Pursuing Now

- BDS
- MDS
- PG Diploma
- Dental Tech.

F)What subject area are you currently pursuing?

Choose

Instructions to fill the questionnaire●All questions should be compulsorily attempted.●Each question has five responses, choose the most appropriate one.●The response to the qualitative question no. 21 is student's opportunity to give suggestions or improvements; she/he can also mention weaknesses of the institute here. (Kindly restrict your response to teaching learning process only)

Criterion II – Teaching–Learning and Evaluation Student Satisfaction Survey on Teaching Learning Process

Following are questions for online student satisfaction survey regarding teaching learning process.

1. How much of the syllabus was covered in the class?

- 85 to 100%
- 70 to 84 %
- 55 to 69 %
- 30 to 54 %
- 0 Below 30 %

2. How well did the teachers prepare for the classes?

- Thoroughly
- Satisfactorily
- Poorly
- Indifferently
- Won't teach at all

3. How well were the teachers able to communicate?

- Always effective
- Sometimes effective
- Just satisfactorily
- Generally ineffective
- Very poor communication

4. The teacher's approach to teaching can best be described as

- Excellent
- Very good
- Good
- Fair
- Poor

5. Fairness of the internal evaluation process by the teachers.

- Always fair
- Usually fair
- Sometimes unfair
- Usually unfair
- Unfair

6. Was your performance in assignments discussed with you?

- Every time
- Usually
- Occasionally/Sometimes
- Rarely
- Never

7. The institute takes active interest in promoting internship, student exchange, field visit opportunities for students.

- Regularly
- Often
- Sometimes
- Rarely
- Never

8. The teaching and mentoring process in your institution facilitates you in cognitive, social and emotional growth.

- Significantly
- Very well
- Moderately
- Marginally
- Not at all

9. The institution provides multiple opportunities to learn and grow.

- Strongly disagree
- Disagree
- Neutral
- Agree
- Strongly agree

10. Teachers inform you about your expected competencies, course outcomes and programme outcomes.

- Every time
- Usually
- Occasionally/Sometimes
- Rarely
- Never

11. Your mentor does a necessary follow-up with an assigned task to you.

- Every time
- Usually
- Occasionally/Sometimes
- Rarely
- I don't have a mentor

12. The teachers illustrate the concepts through examples and applications.

- Every time
- Usually
- Occasionally/Sometimes
- Rarely
- Never

13. The teachers identify your strengths and encourage you with providing right level of challenges

- Fully
- Reasonably
- Partially
- Slightly
- Unable to

14. Teachers are able to identify your weaknesses and help you to overcome them.

- Every time
- Usually
- Occasionally/Sometimes
- Rarely
- Never

15. The institution makes effort to engage students in the monitoring, review and continuous quality improvement of the teaching learning process.

- Strongly Agree
- Agree
- Neutral
- Disagree
- Strongly Disagree

16. The institute/ teachers use student centric methods, such as experiential learning, participative learning and problem solving methodologies for enhancing learning experiences.

- To a Great Extent
- Moderate
- Some What
- Very Little
- Not at all

17. Teachers encourage you to participate in extracurricular activities.

- Strongly Agree
- Agree
- Neutral
- Disagree
- Strongly Disagree

18. Efforts are made by the institute/ teachers to inculcate soft skills, life skills and employability skills to make you ready for the world of work.

- To a Great Extent
- Moderate
- Some What
- Very Little
- Not at all

19. What percentage of teachers use ICT tools such as LCD projector, Multimedia, etc. while teaching.

- Above 90%
- 70 - 89%
- 50-69%
- 30-49%
- 0-Below 29%

20. The overall quality of teaching-learning process in your institute is very good.

- Strongly disagree
- Disagree
- Neutral
- Agree
- Strongly agree

21. Give three observations / suggestions to improve the overall teaching – learning experience in your institution.

Good

This form was created inside Lenora Institute of Dental Sciences.

Google Forms

National Assessment and Accreditation Council (NAAC) Student Satisfaction Survey

Key Indicator - 2.7.1 Under Criterion II of Teaching – Learning and Evaluation

Guidelines for Students

NAAC (National Assessment and accreditation council) is conducting a Student Satisfaction Survey regarding Teaching – Learning and Evaluation, which will help to upgrade the quality in higher education. A student will have to respond to all the questions given in the following format with her/his sincere effort and thought. Her/his identity will not be revealed.

Email *

anusha.bds1850@lids.ac.in

A) Please confirm this is the first and only time you answer this survey.

Yes

No

B)Age

- 15-20
- 20-25
- 25-30

C)College Name

Lenoradentalcollege

D)Gender

- Female
- Male

E) What Degree Program Are You Pursuing Now

- BDS
- MDS
- PG Diploma
- Dental Tech.

F)What subject area are you currently pursuing?

OMR

Instructions to fill the questionnaire●All questions should be compulsorily attempted.●Each question has five responses, choose the most appropriate one.●The response to the qualitative question no. 21 is student's opportunity to give suggestions or improvements; she/he can also mention weaknesses of the institute here. (Kindly restrict your response to teaching learning process only)

Criterion II – Teaching–Learning and Evaluation Student Satisfaction Survey on Teaching Learning Process

Following are questions for online student satisfaction survey regarding teaching learning process.

1. How much of the syllabus was covered in the class?

- 85 to 100%
- 70 to 84 %
- 55 to 69 %
- 30 to 54 %
- 0 Below 30 %

2. How well did the teachers prepare for the classes?

- Thoroughly
- Satisfactorily
- Poorly
- Indifferently
- Won't teach at all

3. How well were the teachers able to communicate?

- Always effective
- Sometimes effective
- Just satisfactorily
- Generally ineffective
- Very poor communication

4. The teacher's approach to teaching can best be described as

- Excellent
- Very good
- Good
- Fair
- Poor

5. Fairness of the internal evaluation process by the teachers.

- Always fair
- Usually fair
- Sometimes unfair
- Usually unfair
- Unfair

6. Was your performance in assignments discussed with you?

- Every time
- Usually
- Occasionally/Sometimes
- Rarely
- Never

7. The institute takes active interest in promoting internship, student exchange, field visit opportunities for students.

- Regularly
- Often
- Sometimes
- Rarely
- Never

8. The teaching and mentoring process in your institution facilitates you in cognitive, social and emotional growth.

- Significantly
- Very well
- Moderately
- Marginally
- Not at all

9. The institution provides multiple opportunities to learn and grow.

- Strongly disagree
- Disagree
- Neutral
- Agree
- Strongly agree

10. Teachers inform you about your expected competencies, course outcomes and programme outcomes.

- Every time
- Usually
- Occasionally/Sometimes
- Rarely
- Never

11. Your mentor does a necessary follow-up with an assigned task to you.

- Every time
- Usually
- Occasionally/Sometimes
- Rarely
- I don't have a mentor

12. The teachers illustrate the concepts through examples and applications.

- Every time
- Usually
- Occasionally/Sometimes
- Rarely
- Never

13. The teachers identify your strengths and encourage you with providing right level of challenges

- Fully
- Reasonably
- Partially
- Slightly
- Unable to

14. Teachers are able to identify your weaknesses and help you to overcome them.

- Every time
- Usually
- Occasionally/Sometimes
- Rarely
- Never

15. The institution makes effort to engage students in the monitoring, review and continuous quality improvement of the teaching learning process.

- Strongly Agree
- Agree
- Neutral
- Disagree
- Strongly Disagree

16. The institute/ teachers use student centric methods, such as experiential learning, participative learning and problem solving methodologies for enhancing learning experiences.

- To a Great Extent
- Moderate
- Some What
- Very Little
- Not at all

17. Teachers encourage you to participate in extracurricular activities.

- Strongly Agree
- Agree
- Neutral
- Disagree
- Strongly Disagree

18. Efforts are made by the institute/ teachers to inculcate soft skills, life skills and employability skills to make you ready for the world of work.

- To a Great Extent
- Moderate
- Some What
- Very Little
- Not at all

19. What percentage of teachers use ICT tools such as LCD projector, Multimedia, etc. while teaching.

- Above 90%
- 70 - 89%
- 50-69%
- 30-49%
- 0-Below 29%

20. The overall quality of teaching-learning process in your institute is very good.

- Strongly disagree
- Disagree
- Neutral
- Agree
- Strongly agree

21. Give three observations / suggestions to improve the overall teaching – learning experience in your institution.

.....

This form was created inside Lenora Institute of Dental Sciences.

Google Forms

National Assessment and Accreditation Council (NAAC) Student Satisfaction Survey

Key Indicator - 2.7.1 Under Criterion II of Teaching – Learning and Evaluation

Guidelines for Students

NAAC (National Assessment and accreditation council) is conducting a Student Satisfaction Survey regarding Teaching – Learning and Evaluation, which will help to upgrade the quality in higher education. A student will have to respond to all the questions given in the following format with her/his sincere effort and thought. Her/his identity will not be revealed.

Email *

dvr0885097@gmail.com

A) Please confirm this is the first and only time you answer this survey.

Yes

No

B)Age

- 15-20
- 20-25
- 25-30

C)College Name

Lenora institute of dental sciences

D)Gender

- Female
- Male

E) What Degree Program Are You Pursuing Now

- BDS
- MDS
- PG Diploma
- Dental Tech.

F)What subject area are you currently pursuing?

Cons & Endodontics ▼

Instructions to fill the questionnaire●All questions should be compulsorily attempted.●Each question has five responses, choose the most appropriate one.●The response to the qualitative question no. 21 is student's opportunity to give suggestions or improvements; she/he can also mention weaknesses of the institute here. (Kindly restrict your response to teaching learning process only)

Criterion II – Teaching–Learning and Evaluation Student Satisfaction Survey on Teaching Learning Process

Following are questions for online student satisfaction survey regarding teaching learning process.

1. How much of the syllabus was covered in the class?

- 85 to 100%
- 70 to 84 %
- 55 to 69 %
- 30 to 54 %
- 0 Below 30 %

2. How well did the teachers prepare for the classes?

- Thoroughly
- Satisfactorily
- Poorly
- Indifferently
- Won't teach at all

3. How well were the teachers able to communicate?

- Always effective
- Sometimes effective
- Just satisfactorily
- Generally ineffective
- Very poor communication

4. The teacher's approach to teaching can best be described as

- Excellent
- Very good
- Good
- Fair
- Poor

5. Fairness of the internal evaluation process by the teachers.

- Always fair
- Usually fair
- Sometimes unfair
- Usually unfair
- Unfair

6. Was your performance in assignments discussed with you?

- Every time
- Usually
- Occasionally/Sometimes
- Rarely
- Never

7. The institute takes active interest in promoting internship, student exchange, field visit opportunities for students.

- Regularly
- Often
- Sometimes
- Rarely
- Never

8. The teaching and mentoring process in your institution facilitates you in cognitive, social and emotional growth.

- Significantly
- Very well
- Moderately
- Marginally
- Not at all

9. The institution provides multiple opportunities to learn and grow.

- Strongly disagree
- Disagree
- Neutral
- Agree
- Strongly agree

10. Teachers inform you about your expected competencies, course outcomes and programme outcomes.

- Every time
- Usually
- Occasionally/Sometimes
- Rarely
- Never

11. Your mentor does a necessary follow-up with an assigned task to you.

- Every time
- Usually
- Occasionally/Sometimes
- Rarely
- I don't have a mentor

12. The teachers illustrate the concepts through examples and applications.

- Every time
- Usually
- Occasionally/Sometimes
- Rarely
- Never

13. The teachers identify your strengths and encourage you with providing right level of challenges

- Fully
- Reasonably
- Partially
- Slightly
- Unable to

14. Teachers are able to identify your weaknesses and help you to overcome them.

- Every time
- Usually
- Occasionally/Sometimes
- Rarely
- Never

15. The institution makes effort to engage students in the monitoring, review and continuous quality improvement of the teaching learning process.

- Strongly Agree
- Agree
- Neutral
- Disagree
- Strongly Disagree

16. The institute/ teachers use student centric methods, such as experiential learning, participative learning and problem solving methodologies for enhancing learning experiences.

- To a Great Extent
- Moderate
- Some What
- Very Little
- Not at all

17. Teachers encourage you to participate in extracurricular activities.

- Strongly Agree
- Agree
- Neutral
- Disagree
- Strongly Disagree

18. Efforts are made by the institute/ teachers to inculcate soft skills, life skills and employability skills to make you ready for the world of work.

- To a Great Extent
- Moderate
- Some What
- Very Little
- Not at all

19. What percentage of teachers use ICT tools such as LCD projector, Multimedia, etc. while teaching.

- Above 90%
- 70 - 89%
- 50-69%
- 30-49%
- 0-Below 29%

20. The overall quality of teaching-learning process in your institute is very good.

- Strongly disagree
- Disagree
- Neutral
- Agree
- Strongly agree

21. Give three observations / suggestions to improve the overall teaching – learning experience in your institution.

.....

This form was created inside Lenora Institute of Dental Sciences.

Google Forms

National Assessment and Accreditation Council (NAAC) Student Satisfaction Survey

Key Indicator - 2.7.1 Under Criterion II of Teaching – Learning and Evaluation

Guidelines for Students

NAAC (National Assessment and accreditation council) is conducting a Student Satisfaction Survey regarding Teaching – Learning and Evaluation, which will help to upgrade the quality in higher education. A student will have to respond to all the questions given in the following format with her/his sincere effort and thought. Her/his identity will not be revealed.

Email *

sreejasrinivas2000@gmail.com

A) Please confirm this is the first and only time you answer this survey.

Yes

No

B)Age

- 15-20
- 20-25
- 25-30

C)College Name

Lenora institute of dental college

D)Gender

- Female
- Male

E) What Degree Program Are You Pursuing Now

- BDS
- MDS
- PG Diploma
- Dental Tech.

F)What subject area are you currently pursuing?

Cons & Endodontics ▼

Instructions to fill the questionnaire●All questions should be compulsorily attempted.●Each question has five responses, choose the most appropriate one.●The response to the qualitative question no. 21 is student's opportunity to give suggestions or improvements; she/he can also mention weaknesses of the institute here. (Kindly restrict your response to teaching learning process only)

Criterion II – Teaching–Learning and Evaluation Student Satisfaction Survey on Teaching Learning Process

Following are questions for online student satisfaction survey regarding teaching learning process.

1. How much of the syllabus was covered in the class?

- 85 to 100%
- 70 to 84 %
- 55 to 69 %
- 30 to 54 %
- 0 Below 30 %

2. How well did the teachers prepare for the classes?

- Thoroughly
- Satisfactorily
- Poorly
- Indifferently
- Won't teach at all

3. How well were the teachers able to communicate?

- Always effective
- Sometimes effective
- Just satisfactorily
- Generally ineffective
- Very poor communication

4. The teacher's approach to teaching can best be described as

- Excellent
- Very good
- Good
- Fair
- Poor

5. Fairness of the internal evaluation process by the teachers.

- Always fair
- Usually fair
- Sometimes unfair
- Usually unfair
- Unfair

6. Was your performance in assignments discussed with you?

- Every time
- Usually
- Occasionally/Sometimes
- Rarely
- Never

7. The institute takes active interest in promoting internship, student exchange, field visit opportunities for students.

- Regularly
- Often
- Sometimes
- Rarely
- Never

8. The teaching and mentoring process in your institution facilitates you in cognitive, social and emotional growth.

- Significantly
- Very well
- Moderately
- Marginally
- Not at all

9. The institution provides multiple opportunities to learn and grow.

- Strongly disagree
- Disagree
- Neutral
- Agree
- Strongly agree

10. Teachers inform you about your expected competencies, course outcomes and programme outcomes.

- Every time
- Usually
- Occasionally/Sometimes
- Rarely
- Never

11. Your mentor does a necessary follow-up with an assigned task to you.

- Every time
- Usually
- Occasionally/Sometimes
- Rarely
- I don't have a mentor

12. The teachers illustrate the concepts through examples and applications.

- Every time
- Usually
- Occasionally/Sometimes
- Rarely
- Never

13. The teachers identify your strengths and encourage you with providing right level of challenges

- Fully
- Reasonably
- Partially
- Slightly
- Unable to

14. Teachers are able to identify your weaknesses and help you to overcome them.

- Every time
- Usually
- Occasionally/Sometimes
- Rarely
- Never

15. The institution makes effort to engage students in the monitoring, review and continuous quality improvement of the teaching learning process.

- Strongly Agree
- Agree
- Neutral
- Disagree
- Strongly Disagree

16. The institute/ teachers use student centric methods, such as experiential learning, participative learning and problem solving methodologies for enhancing learning experiences.

- To a Great Extent
- Moderate
- Some What
- Very Little
- Not at all

17. Teachers encourage you to participate in extracurricular activities.

- Strongly Agree
- Agree
- Neutral
- Disagree
- Strongly Disagree

18. Efforts are made by the institute/ teachers to inculcate soft skills, life skills and employability skills to make you ready for the world of work.

- To a Great Extent
- Moderate
- Some What
- Very Little
- Not at all

19. What percentage of teachers use ICT tools such as LCD projector, Multimedia, etc. while teaching.

- Above 90%
- 70 - 89%
- 50-69%
- 30-49%
- 0-Below 29%

20. The overall quality of teaching-learning process in your institute is very good.

Strongly disagree

Disagree

Neutral

Agree

Strongly agree

21. Give three observations / suggestions to improve the overall teaching – learning experience in your institution.

.....

This form was created inside Lenora Institute of Dental Sciences.

Google Forms

National Assessment and Accreditation Council (NAAC) Student Satisfaction Survey

Key Indicator - 2.7.1 Under Criterion II of Teaching – Learning and Evaluation

Guidelines for Students

NAAC (National Assessment and accreditation council) is conducting a Student Satisfaction Survey regarding Teaching – Learning and Evaluation, which will help to upgrade the quality in higher education. A student will have to respond to all the questions given in the following format with her/his sincere effort and thought. Her/his identity will not be revealed.

Email *

venkatasridevivarnika.bds1826@lids.ac.in

A) Please confirm this is the first and only time you answer this survey.

Yes

No

B)Age

- 15-20
- 20-25
- 25-30

C)College Name

Lenora institute of dental sciences

D)Gender

- Female
- Male

E) What Degree Program Are You Pursuing Now

- BDS
- MDS
- PG Diploma
- Dental Tech.

F)What subject area are you currently pursuing?

Choose

Instructions to fill the questionnaire●All questions should be compulsorily attempted.●Each question has five responses, choose the most appropriate one.●The response to the qualitative question no. 21 is student's opportunity to give suggestions or improvements; she/he can also mention weaknesses of the institute here. (Kindly restrict your response to teaching learning process only)

Criterion II – Teaching–Learning and Evaluation Student Satisfaction Survey on Teaching Learning Process

Following are questions for online student satisfaction survey regarding teaching learning process.

1. How much of the syllabus was covered in the class?

- 85 to 100%
- 70 to 84 %
- 55 to 69 %
- 30 to 54 %
- 0 Below 30 %

2. How well did the teachers prepare for the classes?

- Thoroughly
- Satisfactorily
- Poorly
- Indifferently
- Won't teach at all

3. How well were the teachers able to communicate?

- Always effective
- Sometimes effective
- Just satisfactorily
- Generally ineffective
- Very poor communication

4. The teacher's approach to teaching can best be described as

- Excellent
- Very good
- Good
- Fair
- Poor

5. Fairness of the internal evaluation process by the teachers.

- Always fair
- Usually fair
- Sometimes unfair
- Usually unfair
- Unfair

6. Was your performance in assignments discussed with you?

- Every time
- Usually
- Occasionally/Sometimes
- Rarely
- Never

7. The institute takes active interest in promoting internship, student exchange, field visit opportunities for students.

- Regularly
- Often
- Sometimes
- Rarely
- Never

8. The teaching and mentoring process in your institution facilitates you in cognitive, social and emotional growth.

- Significantly
- Very well
- Moderately
- Marginally
- Not at all

9. The institution provides multiple opportunities to learn and grow.

- Strongly disagree
- Disagree
- Neutral
- Agree
- Strongly agree

10. Teachers inform you about your expected competencies, course outcomes and programme outcomes.

- Every time
- Usually
- Occasionally/Sometimes
- Rarely
- Never

11. Your mentor does a necessary follow-up with an assigned task to you.

- Every time
- Usually
- Occasionally/Sometimes
- Rarely
- I don't have a mentor

12. The teachers illustrate the concepts through examples and applications.

- Every time
- Usually
- Occasionally/Sometimes
- Rarely
- Never

13. The teachers identify your strengths and encourage you with providing right level of challenges

- Fully
- Reasonably
- Partially
- Slightly
- Unable to

14. Teachers are able to identify your weaknesses and help you to overcome them.

- Every time
- Usually
- Occasionally/Sometimes
- Rarely
- Never

15. The institution makes effort to engage students in the monitoring, review and continuous quality improvement of the teaching learning process.

- Strongly Agree
- Agree
- Neutral
- Disagree
- Strongly Disagree

16. The institute/ teachers use student centric methods, such as experiential learning, participative learning and problem solving methodologies for enhancing learning experiences.

- To a Great Extent
- Moderate
- Some What
- Very Little
- Not at all

17. Teachers encourage you to participate in extracurricular activities.

- Strongly Agree
- Agree
- Neutral
- Disagree
- Strongly Disagree

18. Efforts are made by the institute/ teachers to inculcate soft skills, life skills and employability skills to make you ready for the world of work.

- To a Great Extent
- Moderate
- Some What
- Very Little
- Not at all

19. What percentage of teachers use ICT tools such as LCD projector, Multimedia, etc. while teaching.

- Above 90%
- 70 - 89%
- 50-69%
- 30-49%
- 0-Below 29%

20. The overall quality of teaching-learning process in your institute is very good.

- Strongly disagree
- Disagree
- Neutral
- Agree
- Strongly agree

21. Give three observations / suggestions to improve the overall teaching – learning experience in your institution.

.....

This form was created inside Lenora Institute of Dental Sciences.

Google Forms

National Assessment and Accreditation Council (NAAC) Student Satisfaction Survey

Key Indicator - 2.7.1 Under Criterion II of Teaching – Learning and Evaluation

Guidelines for Students

NAAC (National Assessment and accreditation council) is conducting a Student Satisfaction Survey regarding Teaching – Learning and Evaluation, which will help to upgrade the quality in higher education. A student will have to respond to all the questions given in the following format with her/his sincere effort and thought. Her/his identity will not be revealed.

Email *

saisudha.bds1755@lids.ac.in

A) Please confirm this is the first and only time you answer this survey.

Yes

No

B)Age

- 15-20
- 20-25
- 25-30

C)College Name

Lenora Institute of Dental Sciences

D)Gender

- Female
- Male

E) What Degree Program Are You Pursuing Now

- BDS
- MDS
- PG Diploma
- Dental Tech.

F)What subject area are you currently pursuing?

Cons & Endodontics ▼

Instructions to fill the questionnaire●All questions should be compulsorily attempted.●Each question has five responses, choose the most appropriate one.●The response to the qualitative question no. 21 is student's opportunity to give suggestions or improvements; she/he can also mention weaknesses of the institute here. (Kindly restrict your response to teaching learning process only)

Criterion II – Teaching–Learning and Evaluation Student Satisfaction Survey on Teaching Learning Process

Following are questions for online student satisfaction survey regarding teaching learning process.

1. How much of the syllabus was covered in the class?

- 85 to 100%
- 70 to 84 %
- 55 to 69 %
- 30 to 54 %
- 0 Below 30 %

2. How well did the teachers prepare for the classes?

- Thoroughly
- Satisfactorily
- Poorly
- Indifferently
- Won't teach at all

3. How well were the teachers able to communicate?

- Always effective
- Sometimes effective
- Just satisfactorily
- Generally ineffective
- Very poor communication

4. The teacher's approach to teaching can best be described as

- Excellent
- Very good
- Good
- Fair
- Poor

5. Fairness of the internal evaluation process by the teachers.

- Always fair
- Usually fair
- Sometimes unfair
- Usually unfair
- Unfair

6. Was your performance in assignments discussed with you?

- Every time
- Usually
- Occasionally/Sometimes
- Rarely
- Never

7. The institute takes active interest in promoting internship, student exchange, field visit opportunities for students.

- Regularly
- Often
- Sometimes
- Rarely
- Never

8. The teaching and mentoring process in your institution facilitates you in cognitive, social and emotional growth.

- Significantly
- Very well
- Moderately
- Marginally
- Not at all

9. The institution provides multiple opportunities to learn and grow.

- Strongly disagree
- Disagree
- Neutral
- Agree
- Strongly agree

10. Teachers inform you about your expected competencies, course outcomes and programme outcomes.

- Every time
- Usually
- Occasionally/Sometimes
- Rarely
- Never

11. Your mentor does a necessary follow-up with an assigned task to you.

- Every time
- Usually
- Occasionally/Sometimes
- Rarely
- I don't have a mentor

12. The teachers illustrate the concepts through examples and applications.

- Every time
- Usually
- Occasionally/Sometimes
- Rarely
- Never

13. The teachers identify your strengths and encourage you with providing right level of challenges

- Fully
- Reasonably
- Partially
- Slightly
- Unable to

14. Teachers are able to identify your weaknesses and help you to overcome them.

- Every time
- Usually
- Occasionally/Sometimes
- Rarely
- Never

15. The institution makes effort to engage students in the monitoring, review and continuous quality improvement of the teaching learning process.

- Strongly Agree
- Agree
- Neutral
- Disagree
- Strongly Disagree

16. The institute/ teachers use student centric methods, such as experiential learning, participative learning and problem solving methodologies for enhancing learning experiences.

- To a Great Extent
- Moderate
- Some What
- Very Little
- Not at all

17. Teachers encourage you to participate in extracurricular activities.

- Strongly Agree
- Agree
- Neutral
- Disagree
- Strongly Disagree

18. Efforts are made by the institute/ teachers to inculcate soft skills, life skills and employability skills to make you ready for the world of work.

- To a Great Extent
- Moderate
- Some What
- Very Little
- Not at all

19. What percentage of teachers use ICT tools such as LCD projector, Multimedia, etc. while teaching.

- Above 90%
- 70 - 89%
- 50-69%
- 30-49%
- 0-Below 29%

20. The overall quality of teaching-learning process in your institute is very good.

- Strongly disagree
- Disagree
- Neutral
- Agree
- Strongly agree

21. Give three observations / suggestions to improve the overall teaching – learning experience in your institution.

.....

This form was created inside Lenora Institute of Dental Sciences.

Google Forms

National Assessment and Accreditation Council (NAAC) Student Satisfaction Survey

Key Indicator - 2.7.1 Under Criterion II of Teaching – Learning and Evaluation

Guidelines for Students

NAAC (National Assessment and accreditation council) is conducting a Student Satisfaction Survey regarding Teaching – Learning and Evaluation, which will help to upgrade the quality in higher education. A student will have to respond to all the questions given in the following format with her/his sincere effort and thought. Her/his identity will not be revealed.

Email *

sundar.bds1776@lids.ac.in

A) Please confirm this is the first and only time you answer this survey.

Yes

No

B)Age

- 15-20
- 20-25
- 25-30

C)College Name

Lenora Institute of Dental Sciences

D)Gender

- Female
- Male

E) What Degree Program Are You Pursuing Now

- BDS
- MDS
- PG Diploma
- Dental Tech.

F)What subject area are you currently pursuing?

Choose

Instructions to fill the questionnaire●All questions should be compulsorily attempted.●Each question has five responses, choose the most appropriate one.●The response to the qualitative question no. 21 is student's opportunity to give suggestions or improvements; she/he can also mention weaknesses of the institute here. (Kindly restrict your response to teaching learning process only)

Criterion II – Teaching–Learning and Evaluation Student Satisfaction Survey on Teaching Learning Process

Following are questions for online student satisfaction survey regarding teaching learning process.

1. How much of the syllabus was covered in the class?

- 85 to 100%
- 70 to 84 %
- 55 to 69 %
- 30 to 54 %
- 0 Below 30 %

2. How well did the teachers prepare for the classes?

- Thoroughly
- Satisfactorily
- Poorly
- Indifferently
- Won't teach at all

3. How well were the teachers able to communicate?

- Always effective
- Sometimes effective
- Just satisfactorily
- Generally ineffective
- Very poor communication

4. The teacher's approach to teaching can best be described as

- Excellent
- Very good
- Good
- Fair
- Poor

5. Fairness of the internal evaluation process by the teachers.

- Always fair
- Usually fair
- Sometimes unfair
- Usually unfair
- Unfair

6. Was your performance in assignments discussed with you?

- Every time
- Usually
- Occasionally/Sometimes
- Rarely
- Never

7. The institute takes active interest in promoting internship, student exchange, field visit opportunities for students.

- Regularly
- Often
- Sometimes
- Rarely
- Never

8. The teaching and mentoring process in your institution facilitates you in cognitive, social and emotional growth.

- Significantly
- Very well
- Moderately
- Marginally
- Not at all

9. The institution provides multiple opportunities to learn and grow.

- Strongly disagree
- Disagree
- Neutral
- Agree
- Strongly agree

10. Teachers inform you about your expected competencies, course outcomes and programme outcomes.

- Every time
- Usually
- Occasionally/Sometimes
- Rarely
- Never

11. Your mentor does a necessary follow-up with an assigned task to you.

- Every time
- Usually
- Occasionally/Sometimes
- Rarely
- I don't have a mentor

12. The teachers illustrate the concepts through examples and applications.

- Every time
- Usually
- Occasionally/Sometimes
- Rarely
- Never

13. The teachers identify your strengths and encourage you with providing right level of challenges

- Fully
- Reasonably
- Partially
- Slightly
- Unable to

14. Teachers are able to identify your weaknesses and help you to overcome them.

- Every time
- Usually
- Occasionally/Sometimes
- Rarely
- Never

15. The institution makes effort to engage students in the monitoring, review and continuous quality improvement of the teaching learning process.

- Strongly Agree
- Agree
- Neutral
- Disagree
- Strongly Disagree

16. The institute/ teachers use student centric methods, such as experiential learning, participative learning and problem solving methodologies for enhancing learning experiences.

- To a Great Extent
- Moderate
- Some What
- Very Little
- Not at all

17. Teachers encourage you to participate in extracurricular activities.

- Strongly Agree
- Agree
- Neutral
- Disagree
- Strongly Disagree

18. Efforts are made by the institute/ teachers to inculcate soft skills, life skills and employability skills to make you ready for the world of work.

- To a Great Extent
- Moderate
- Some What
- Very Little
- Not at all

19. What percentage of teachers use ICT tools such as LCD projector, Multimedia, etc. while teaching.

- Above 90%
- 70 - 89%
- 50-69%
- 30-49%
- 0-Below 29%

20. The overall quality of teaching-learning process in your institute is very good.

- Strongly disagree
- Disagree
- Neutral
- Agree
- Strongly agree

21. Give three observations / suggestions to improve the overall teaching – learning experience in your institution.

.....

This form was created inside Lenora Institute of Dental Sciences.

Google Forms

National Assessment and Accreditation Council (NAAC) Student Satisfaction Survey

Key Indicator - 2.7.1 Under Criterion II of Teaching – Learning and Evaluation

Guidelines for Students

NAAC (National Assessment and accreditation council) is conducting a Student Satisfaction Survey regarding Teaching – Learning and Evaluation, which will help to upgrade the quality in higher education. A student will have to respond to all the questions given in the following format with her/his sincere effort and thought. Her/his identity will not be revealed.

Email *

nikhilnaik.bds19056@lids.ac.in

A) Please confirm this is the first and only time you answer this survey.

Yes

No

B)Age

- 15-20
- 20-25
- 25-30

C)College Name

Lenora institute of dental college

D)Gender

- Female
- Male

E) What Degree Program Are You Pursuing Now

- BDS
- MDS
- PG Diploma
- Dental Tech.

F)What subject area are you currently pursuing?

Oral Pathology ▼

Instructions to fill the questionnaire●All questions should be compulsorily attempted.●Each question has five responses, choose the most appropriate one.●The response to the qualitative question no. 21 is student's opportunity to give suggestions or improvements; she/he can also mention weaknesses of the institute here. (Kindly restrict your response to teaching learning process only)

Criterion II – Teaching–Learning and Evaluation Student Satisfaction Survey on Teaching Learning Process

Following are questions for online student satisfaction survey regarding teaching learning process.

1. How much of the syllabus was covered in the class?

- 85 to 100%
- 70 to 84 %
- 55 to 69 %
- 30 to 54 %
- 0 Below 30 %

2. How well did the teachers prepare for the classes?

- Thoroughly
- Satisfactorily
- Poorly
- Indifferently
- Won't teach at all

3. How well were the teachers able to communicate?

- Always effective
- Sometimes effective
- Just satisfactorily
- Generally ineffective
- Very poor communication

4. The teacher's approach to teaching can best be described as

- Excellent
- Very good
- Good
- Fair
- Poor

5. Fairness of the internal evaluation process by the teachers.

- Always fair
- Usually fair
- Sometimes unfair
- Usually unfair
- Unfair

6. Was your performance in assignments discussed with you?

- Every time
- Usually
- Occasionally/Sometimes
- Rarely
- Never

7. The institute takes active interest in promoting internship, student exchange, field visit opportunities for students.

- Regularly
- Often
- Sometimes
- Rarely
- Never

8. The teaching and mentoring process in your institution facilitates you in cognitive, social and emotional growth.

- Significantly
- Very well
- Moderately
- Marginally
- Not at all

9. The institution provides multiple opportunities to learn and grow.

- Strongly disagree
- Disagree
- Neutral
- Agree
- Strongly agree

10. Teachers inform you about your expected competencies, course outcomes and programme outcomes.

- Every time
- Usually
- Occasionally/Sometimes
- Rarely
- Never

11. Your mentor does a necessary follow-up with an assigned task to you.

- Every time
- Usually
- Occasionally/Sometimes
- Rarely
- I don't have a mentor

12. The teachers illustrate the concepts through examples and applications.

- Every time
- Usually
- Occasionally/Sometimes
- Rarely
- Never

13. The teachers identify your strengths and encourage you with providing right level of challenges

- Fully
- Reasonably
- Partially
- Slightly
- Unable to

14. Teachers are able to identify your weaknesses and help you to overcome them.

- Every time
- Usually
- Occasionally/Sometimes
- Rarely
- Never

15. The institution makes effort to engage students in the monitoring, review and continuous quality improvement of the teaching learning process.

- Strongly Agree
- Agree
- Neutral
- Disagree
- Strongly Disagree

16. The institute/ teachers use student centric methods, such as experiential learning, participative learning and problem solving methodologies for enhancing learning experiences.

- To a Great Extent
- Moderate
- Some What
- Very Little
- Not at all

17. Teachers encourage you to participate in extracurricular activities.

- Strongly Agree
- Agree
- Neutral
- Disagree
- Strongly Disagree

18. Efforts are made by the institute/ teachers to inculcate soft skills, life skills and employability skills to make you ready for the world of work.

- To a Great Extent
- Moderate
- Some What
- Very Little
- Not at all

19. What percentage of teachers use ICT tools such as LCD projector, Multimedia, etc. while teaching.

- Above 90%
- 70 - 89%
- 50-69%
- 30-49%
- 0-Below 29%

20. The overall quality of teaching-learning process in your institute is very good.

Strongly disagree

Disagree

Neutral

Agree

Strongly agree

21. Give three observations / suggestions to improve the overall teaching – learning experience in your institution.

Get practical knowledge more

This form was created inside Lenora Institute of Dental Sciences.

Google Forms

National Assessment and Accreditation Council (NAAC) Student Satisfaction Survey

Key Indicator - 2.7.1 Under Criterion II of Teaching – Learning and Evaluation

Guidelines for Students

NAAC (National Assessment and accreditation council) is conducting a Student Satisfaction Survey regarding Teaching – Learning and Evaluation, which will help to upgrade the quality in higher education. A student will have to respond to all the questions given in the following format with her/his sincere effort and thought. Her/his identity will not be revealed.

Email *

krishhari167@gmail.com

A) Please confirm this is the first and only time you answer this survey.

Yes

No

B)Age

- 15-20
- 20-25
- 25-30

C)College Name

Lenora institute of dental sciences

D)Gender

- Female
- Male

E) What Degree Program Are You Pursuing Now

- BDS
- MDS
- PG Diploma
- Dental Tech.

F)What subject area are you currently pursuing?

Choose

Instructions to fill the questionnaire●All questions should be compulsorily attempted.●Each question has five responses, choose the most appropriate one.●The response to the qualitative question no. 21 is student's opportunity to give suggestions or improvements; she/he can also mention weaknesses of the institute here. (Kindly restrict your response to teaching learning process only)

Criterion II – Teaching–Learning and Evaluation Student Satisfaction Survey on Teaching Learning Process

Following are questions for online student satisfaction survey regarding teaching learning process.

1. How much of the syllabus was covered in the class?

- 85 to 100%
- 70 to 84 %
- 55 to 69 %
- 30 to 54 %
- 0 Below 30 %

2. How well did the teachers prepare for the classes?

- Thoroughly
- Satisfactorily
- Poorly
- Indifferently
- Won't teach at all

3. How well were the teachers able to communicate?

- Always effective
- Sometimes effective
- Just satisfactorily
- Generally ineffective
- Very poor communication

4. The teacher's approach to teaching can best be described as

- Excellent
- Very good
- Good
- Fair
- Poor

5. Fairness of the internal evaluation process by the teachers.

- Always fair
- Usually fair
- Sometimes unfair
- Usually unfair
- Unfair

6. Was your performance in assignments discussed with you?

- Every time
- Usually
- Occasionally/Sometimes
- Rarely
- Never

7. The institute takes active interest in promoting internship, student exchange, field visit opportunities for students.

- Regularly
- Often
- Sometimes
- Rarely
- Never

8. The teaching and mentoring process in your institution facilitates you in cognitive, social and emotional growth.

- Significantly
- Very well
- Moderately
- Marginally
- Not at all

9. The institution provides multiple opportunities to learn and grow.

- Strongly disagree
- Disagree
- Neutral
- Agree
- Strongly agree

10. Teachers inform you about your expected competencies, course outcomes and programme outcomes.

- Every time
- Usually
- Occasionally/Sometimes
- Rarely
- Never

11. Your mentor does a necessary follow-up with an assigned task to you.

- Every time
- Usually
- Occasionally/Sometimes
- Rarely
- I don't have a mentor

12. The teachers illustrate the concepts through examples and applications.

- Every time
- Usually
- Occasionally/Sometimes
- Rarely
- Never

13. The teachers identify your strengths and encourage you with providing right level of challenges

- Fully
- Reasonably
- Partially
- Slightly
- Unable to

14. Teachers are able to identify your weaknesses and help you to overcome them.

- Every time
- Usually
- Occasionally/Sometimes
- Rarely
- Never

15. The institution makes effort to engage students in the monitoring, review and continuous quality improvement of the teaching learning process.

- Strongly Agree
- Agree
- Neutral
- Disagree
- Strongly Disagree

16. The institute/ teachers use student centric methods, such as experiential learning, participative learning and problem solving methodologies for enhancing learning experiences.

- To a Great Extent
- Moderate
- Some What
- Very Little
- Not at all

17. Teachers encourage you to participate in extracurricular activities.

- Strongly Agree
- Agree
- Neutral
- Disagree
- Strongly Disagree

18. Efforts are made by the institute/ teachers to inculcate soft skills, life skills and employability skills to make you ready for the world of work.

- To a Great Extent
- Moderate
- Some What
- Very Little
- Not at all

19. What percentage of teachers use ICT tools such as LCD projector, Multimedia, etc. while teaching.

- Above 90%
- 70 - 89%
- 50-69%
- 30-49%
- 0-Below 29%

20. The overall quality of teaching-learning process in your institute is very good.

Strongly disagree

Disagree

Neutral

Agree

Strongly agree

21. Give three observations / suggestions to improve the overall teaching – learning experience in your institution.

Satisfactory

This form was created inside Lenora Institute of Dental Sciences.

Google Forms

National Assessment and Accreditation Council (NAAC) Student Satisfaction Survey

Key Indicator - 2.7.1 Under Criterion II of Teaching – Learning and Evaluation

Guidelines for Students

NAAC (National Assessment and accreditation council) is conducting a Student Satisfaction Survey regarding Teaching – Learning and Evaluation, which will help to upgrade the quality in higher education. A student will have to respond to all the questions given in the following format with her/his sincere effort and thought. Her/his identity will not be revealed.

Email *

mahapapa95@gmail.com

A) Please confirm this is the first and only time you answer this survey.

Yes

No

B)Age

- 15-20
- 20-25
- 25-30

C)College Name

Klr Lenora Institute of Dental Sciences

D)Gender

- Female
- Male

E) What Degree Program Are You Pursuing Now

- BDS
- MDS
- PG Diploma
- Dental Tech.

F)What subject area are you currently pursuing?

Orthodontics ▼

Instructions to fill the questionnaire●All questions should be compulsorily attempted.●Each question has five responses, choose the most appropriate one.●The response to the qualitative question no. 21 is student's opportunity to give suggestions or improvements; she/he can also mention weaknesses of the institute here. (Kindly restrict your response to teaching learning process only)

Criterion II – Teaching–Learning and Evaluation Student Satisfaction Survey on Teaching Learning Process

Following are questions for online student satisfaction survey regarding teaching learning process.

1. How much of the syllabus was covered in the class?

- 85 to 100%
- 70 to 84 %
- 55 to 69 %
- 30 to 54 %
- 0 Below 30 %

2. How well did the teachers prepare for the classes?

- Thoroughly
- Satisfactorily
- Poorly
- Indifferently
- Won't teach at all

3. How well were the teachers able to communicate?

- Always effective
- Sometimes effective
- Just satisfactorily
- Generally ineffective
- Very poor communication

4. The teacher's approach to teaching can best be described as

- Excellent
- Very good
- Good
- Fair
- Poor

5. Fairness of the internal evaluation process by the teachers.

- Always fair
- Usually fair
- Sometimes unfair
- Usually unfair
- Unfair

6. Was your performance in assignments discussed with you?

- Every time
- Usually
- Occasionally/Sometimes
- Rarely
- Never

7. The institute takes active interest in promoting internship, student exchange, field visit opportunities for students.

- Regularly
- Often
- Sometimes
- Rarely
- Never

8. The teaching and mentoring process in your institution facilitates you in cognitive, social and emotional growth.

- Significantly
- Very well
- Moderately
- Marginally
- Not at all

9. The institution provides multiple opportunities to learn and grow.

- Strongly disagree
- Disagree
- Neutral
- Agree
- Strongly agree

10. Teachers inform you about your expected competencies, course outcomes and programme outcomes.

- Every time
- Usually
- Occasionally/Sometimes
- Rarely
- Never

11. Your mentor does a necessary follow-up with an assigned task to you.

- Every time
- Usually
- Occasionally/Sometimes
- Rarely
- I don't have a mentor

12. The teachers illustrate the concepts through examples and applications.

- Every time
- Usually
- Occasionally/Sometimes
- Rarely
- Never

13. The teachers identify your strengths and encourage you with providing right level of challenges

- Fully
- Reasonably
- Partially
- Slightly
- Unable to

14. Teachers are able to identify your weaknesses and help you to overcome them.

- Every time
- Usually
- Occasionally/Sometimes
- Rarely
- Never

15. The institution makes effort to engage students in the monitoring, review and continuous quality improvement of the teaching learning process.

- Strongly Agree
- Agree
- Neutral
- Disagree
- Strongly Disagree

16. The institute/ teachers use student centric methods, such as experiential learning, participative learning and problem solving methodologies for enhancing learning experiences.

- To a Great Extent
- Moderate
- Some What
- Very Little
- Not at all

17. Teachers encourage you to participate in extracurricular activities.

- Strongly Agree
- Agree
- Neutral
- Disagree
- Strongly Disagree

18. Efforts are made by the institute/ teachers to inculcate soft skills, life skills and employability skills to make you ready for the world of work.

- To a Great Extent
- Moderate
- Some What
- Very Little
- Not at all

19. What percentage of teachers use ICT tools such as LCD projector, Multimedia, etc. while teaching.

- Above 90%
- 70 - 89%
- 50-69%
- 30-49%
- 0-Below 29%

20. The overall quality of teaching-learning process in your institute is very good.

- Strongly disagree
- Disagree
- Neutral
- Agree
- Strongly agree

21. Give three observations / suggestions to improve the overall teaching – learning experience in your institution.

.....

This form was created inside Lenora Institute of Dental Sciences.

Google Forms

National Assessment and Accreditation Council (NAAC) Student Satisfaction Survey

Key Indicator - 2.7.1 Under Criterion II of Teaching – Learning and Evaluation

Guidelines for Students

NAAC (National Assessment and accreditation council) is conducting a Student Satisfaction Survey regarding Teaching – Learning and Evaluation, which will help to upgrade the quality in higher education. A student will have to respond to all the questions given in the following format with her/his sincere effort and thought. Her/his identity will not be revealed.

Email *

sowmyanandika134@gmail.com

A) Please confirm this is the first and only time you answer this survey.

Yes

No

B)Age

- 15-20
- 20-25
- 25-30

C)College Name

Lenora institute of dental sciences

D)Gender

- Female
- Male

E) What Degree Program Are You Pursuing Now

- BDS
- MDS
- PG Diploma
- Dental Tech.

F)What subject area are you currently pursuing?

Choose

Instructions to fill the questionnaire●All questions should be compulsorily attempted.●Each question has five responses, choose the most appropriate one.●The response to the qualitative question no. 21 is student's opportunity to give suggestions or improvements; she/he can also mention weaknesses of the institute here. (Kindly restrict your response to teaching learning process only)

Criterion II – Teaching–Learning and Evaluation Student Satisfaction Survey on Teaching Learning Process

Following are questions for online student satisfaction survey regarding teaching learning process.

1. How much of the syllabus was covered in the class?

- 85 to 100%
- 70 to 84 %
- 55 to 69 %
- 30 to 54 %
- 0 Below 30 %

2. How well did the teachers prepare for the classes?

- Thoroughly
- Satisfactorily
- Poorly
- Indifferently
- Won't teach at all

3. How well were the teachers able to communicate?

- Always effective
- Sometimes effective
- Just satisfactorily
- Generally ineffective
- Very poor communication

4. The teacher's approach to teaching can best be described as

- Excellent
- Very good
- Good
- Fair
- Poor

5. Fairness of the internal evaluation process by the teachers.

- Always fair
- Usually fair
- Sometimes unfair
- Usually unfair
- Unfair

6. Was your performance in assignments discussed with you?

- Every time
- Usually
- Occasionally/Sometimes
- Rarely
- Never

7. The institute takes active interest in promoting internship, student exchange, field visit opportunities for students.

- Regularly
- Often
- Sometimes
- Rarely
- Never

8. The teaching and mentoring process in your institution facilitates you in cognitive, social and emotional growth.

- Significantly
- Very well
- Moderately
- Marginally
- Not at all

9. The institution provides multiple opportunities to learn and grow.

- Strongly disagree
- Disagree
- Neutral
- Agree
- Strongly agree

10. Teachers inform you about your expected competencies, course outcomes and programme outcomes.

- Every time
- Usually
- Occasionally/Sometimes
- Rarely
- Never

11. Your mentor does a necessary follow-up with an assigned task to you.

- Every time
- Usually
- Occasionally/Sometimes
- Rarely
- I don't have a mentor

12. The teachers illustrate the concepts through examples and applications.

- Every time
- Usually
- Occasionally/Sometimes
- Rarely
- Never

13. The teachers identify your strengths and encourage you with providing right level of challenges

- Fully
- Reasonably
- Partially
- Slightly
- Unable to

14. Teachers are able to identify your weaknesses and help you to overcome them.

- Every time
- Usually
- Occasionally/Sometimes
- Rarely
- Never

15. The institution makes effort to engage students in the monitoring, review and continuous quality improvement of the teaching learning process.

- Strongly Agree
- Agree
- Neutral
- Disagree
- Strongly Disagree

16. The institute/ teachers use student centric methods, such as experiential learning, participative learning and problem solving methodologies for enhancing learning experiences.

- To a Great Extent
- Moderate
- Some What
- Very Little
- Not at all

17. Teachers encourage you to participate in extracurricular activities.

- Strongly Agree
- Agree
- Neutral
- Disagree
- Strongly Disagree

18. Efforts are made by the institute/ teachers to inculcate soft skills, life skills and employability skills to make you ready for the world of work.

- To a Great Extent
- Moderate
- Some What
- Very Little
- Not at all

19. What percentage of teachers use ICT tools such as LCD projector, Multimedia, etc. while teaching.

- Above 90%
- 70 - 89%
- 50-69%
- 30-49%
- 0-Below 29%

20. The overall quality of teaching-learning process in your institute is very good.

- Strongly disagree
- Disagree
- Neutral
- Agree
- Strongly agree

21. Give three observations / suggestions to improve the overall teaching – learning experience in your institution.

.....

This form was created inside Lenora Institute of Dental Sciences.

Google Forms

National Assessment and Accreditation Council (NAAC) Student Satisfaction Survey

Key Indicator - 2.7.1 Under Criterion II of Teaching – Learning and Evaluation

Guidelines for Students

NAAC (National Assessment and accreditation council) is conducting a Student Satisfaction Survey regarding Teaching – Learning and Evaluation, which will help to upgrade the quality in higher education. A student will have to respond to all the questions given in the following format with her/his sincere effort and thought. Her/his identity will not be revealed.

Email *

navyasree.bds19074@lids.ac.in

A) Please confirm this is the first and only time you answer this survey.

Yes

No

B)Age

- 15-20
- 20-25
- 25-30

C)College Name

Klr lids dental college

D)Gender

- Female
- Male

E) What Degree Program Are You Pursuing Now

- BDS
- MDS
- PG Diploma
- Dental Tech.

F)What subject area are you currently pursuing?

Choose

Instructions to fill the questionnaire●All questions should be compulsorily attempted.●Each question has five responses, choose the most appropriate one.●The response to the qualitative question no. 21 is student's opportunity to give suggestions or improvements; she/he can also mention weaknesses of the institute here. (Kindly restrict your response to teaching learning process only)

Yes

Criterion II – Teaching–Learning and Evaluation Student Satisfaction Survey on Teaching Learning Process

Following are questions for online student satisfaction survey regarding teaching learning process.

1. How much of the syllabus was covered in the class?

- 85 to 100%
- 70 to 84 %
- 55 to 69 %
- 30 to 54 %
- 0 Below 30 %

2. How well did the teachers prepare for the classes?

- Thoroughly
- Satisfactorily
- Poorly
- Indifferently
- Won't teach at all

3. How well were the teachers able to communicate?

- Always effective
- Sometimes effective
- Just satisfactorily
- Generally ineffective
- Very poor communication

4. The teacher's approach to teaching can best be described as

- Excellent
- Very good
- Good
- Fair
- Poor

5. Fairness of the internal evaluation process by the teachers.

- Always fair
- Usually fair
- Sometimes unfair
- Usually unfair
- Unfair

6. Was your performance in assignments discussed with you?

- Every time
- Usually
- Occasionally/Sometimes
- Rarely
- Never

7. The institute takes active interest in promoting internship, student exchange, field visit opportunities for students.

- Regularly
- Often
- Sometimes
- Rarely
- Never

8. The teaching and mentoring process in your institution facilitates you in cognitive, social and emotional growth.

- Significantly
- Very well
- Moderately
- Marginally
- Not at all

9. The institution provides multiple opportunities to learn and grow.

- Strongly disagree
- Disagree
- Neutral
- Agree
- Strongly agree

10. Teachers inform you about your expected competencies, course outcomes and programme outcomes.

- Every time
- Usually
- Occasionally/Sometimes
- Rarely
- Never

11. Your mentor does a necessary follow-up with an assigned task to you.

- Every time
- Usually
- Occasionally/Sometimes
- Rarely
- I don't have a mentor

12. The teachers illustrate the concepts through examples and applications.

- Every time
- Usually
- Occasionally/Sometimes
- Rarely
- Never

13. The teachers identify your strengths and encourage you with providing right level of challenges

- Fully
- Reasonably
- Partially
- Slightly
- Unable to

14. Teachers are able to identify your weaknesses and help you to overcome them.

- Every time
- Usually
- Occasionally/Sometimes
- Rarely
- Never

15. The institution makes effort to engage students in the monitoring, review and continuous quality improvement of the teaching learning process.

- Strongly Agree
- Agree
- Neutral
- Disagree
- Strongly Disagree

16. The institute/ teachers use student centric methods, such as experiential learning, participative learning and problem solving methodologies for enhancing learning experiences.

- To a Great Extent
- Moderate
- Some What
- Very Little
- Not at all

17. Teachers encourage you to participate in extracurricular activities.

- Strongly Agree
- Agree
- Neutral
- Disagree
- Strongly Disagree

18. Efforts are made by the institute/ teachers to inculcate soft skills, life skills and employability skills to make you ready for the world of work.

- To a Great Extent
- Moderate
- Some What
- Very Little
- Not at all

19. What percentage of teachers use ICT tools such as LCD projector, Multimedia, etc. while teaching.

- Above 90%
- 70 - 89%
- 50-69%
- 30-49%
- 0-Below 29%

20. The overall quality of teaching-learning process in your institute is very good.

- Strongly disagree
- Disagree
- Neutral
- Agree
- Strongly agree

21. Give three observations / suggestions to improve the overall teaching – learning experience in your institution.

Good

This form was created inside Lenora Institute of Dental Sciences.

Google Forms

National Assessment and Accreditation Council (NAAC) Student Satisfaction Survey

Key Indicator - 2.7.1 Under Criterion II of Teaching – Learning and Evaluation

Guidelines for Students

NAAC (National Assessment and accreditation council) is conducting a Student Satisfaction Survey regarding Teaching – Learning and Evaluation, which will help to upgrade the quality in higher education. A student will have to respond to all the questions given in the following format with her/his sincere effort and thought. Her/his identity will not be revealed.

Email *

lakshmi.bds1859@lids.ac.in

A) Please confirm this is the first and only time you answer this survey.

Yes

No

B)Age

- 15-20
- 20-25
- 25-30

C)College Name

KLR Lenora Institute Of Dental Sciences

D)Gender

- Female
- Male

E) What Degree Program Are You Pursuing Now

- BDS
- MDS
- PG Diploma
- Dental Tech.

F)What subject area are you currently pursuing?

Choose

Instructions to fill the questionnaire●All questions should be compulsorily attempted.●Each question has five responses, choose the most appropriate one.●The response to the qualitative question no. 21 is student's opportunity to give suggestions or improvements; she/he can also mention weaknesses of the institute here. (Kindly restrict your response to teaching learning process only)

Criterion II – Teaching–Learning and Evaluation Student Satisfaction Survey on Teaching Learning Process

Following are questions for online student satisfaction survey regarding teaching learning process.

1. How much of the syllabus was covered in the class?

- 85 to 100%
- 70 to 84 %
- 55 to 69 %
- 30 to 54 %
- 0 Below 30 %

2. How well did the teachers prepare for the classes?

- Thoroughly
- Satisfactorily
- Poorly
- Indifferently
- Won't teach at all

3. How well were the teachers able to communicate?

- Always effective
- Sometimes effective
- Just satisfactorily
- Generally ineffective
- Very poor communication

4. The teacher's approach to teaching can best be described as

- Excellent
- Very good
- Good
- Fair
- Poor

5. Fairness of the internal evaluation process by the teachers.

- Always fair
- Usually fair
- Sometimes unfair
- Usually unfair
- Unfair

6. Was your performance in assignments discussed with you?

- Every time
- Usually
- Occasionally/Sometimes
- Rarely
- Never

7. The institute takes active interest in promoting internship, student exchange, field visit opportunities for students.

- Regularly
- Often
- Sometimes
- Rarely
- Never

8. The teaching and mentoring process in your institution facilitates you in cognitive, social and emotional growth.

- Significantly
- Very well
- Moderately
- Marginally
- Not at all

9. The institution provides multiple opportunities to learn and grow.

- Strongly disagree
- Disagree
- Neutral
- Agree
- Strongly agree

10. Teachers inform you about your expected competencies, course outcomes and programme outcomes.

- Every time
- Usually
- Occasionally/Sometimes
- Rarely
- Never

11. Your mentor does a necessary follow-up with an assigned task to you.

- Every time
- Usually
- Occasionally/Sometimes
- Rarely
- I don't have a mentor

12. The teachers illustrate the concepts through examples and applications.

- Every time
- Usually
- Occasionally/Sometimes
- Rarely
- Never

13. The teachers identify your strengths and encourage you with providing right level of challenges

- Fully
- Reasonably
- Partially
- Slightly
- Unable to

14. Teachers are able to identify your weaknesses and help you to overcome them.

- Every time
- Usually
- Occasionally/Sometimes
- Rarely
- Never

15. The institution makes effort to engage students in the monitoring, review and continuous quality improvement of the teaching learning process.

- Strongly Agree
- Agree
- Neutral
- Disagree
- Strongly Disagree

16. The institute/ teachers use student centric methods, such as experiential learning, participative learning and problem solving methodologies for enhancing learning experiences.

- To a Great Extent
- Moderate
- Some What
- Very Little
- Not at all

17. Teachers encourage you to participate in extracurricular activities.

- Strongly Agree
- Agree
- Neutral
- Disagree
- Strongly Disagree

18. Efforts are made by the institute/ teachers to inculcate soft skills, life skills and employability skills to make you ready for the world of work.

- To a Great Extent
- Moderate
- Some What
- Very Little
- Not at all

19. What percentage of teachers use ICT tools such as LCD projector, Multimedia, etc. while teaching.

- Above 90%
- 70 - 89%
- 50-69%
- 30-49%
- 0-Below 29%

20. The overall quality of teaching-learning process in your institute is very good.

- Strongly disagree
- Disagree
- Neutral
- Agree
- Strongly agree

21. Give three observations / suggestions to improve the overall teaching – learning experience in your institution.

.....

This form was created inside Lenora Institute of Dental Sciences.

Google Forms